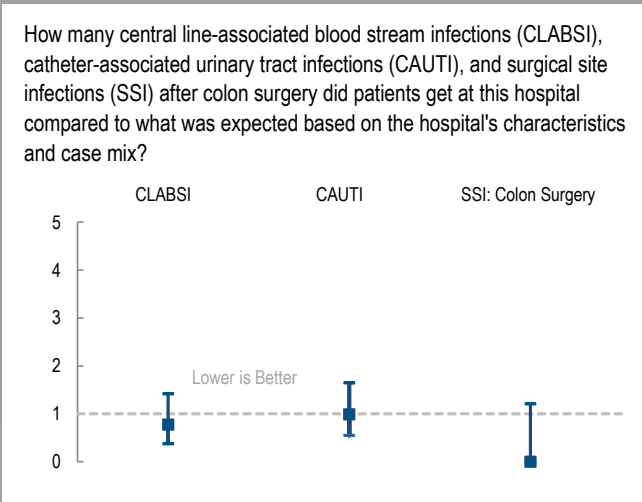
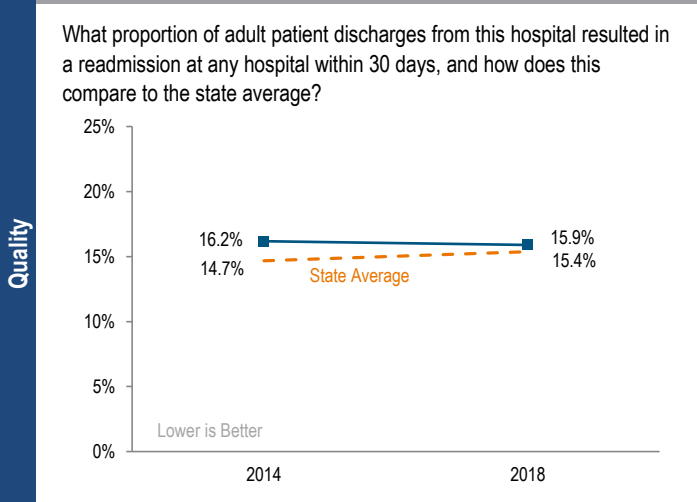
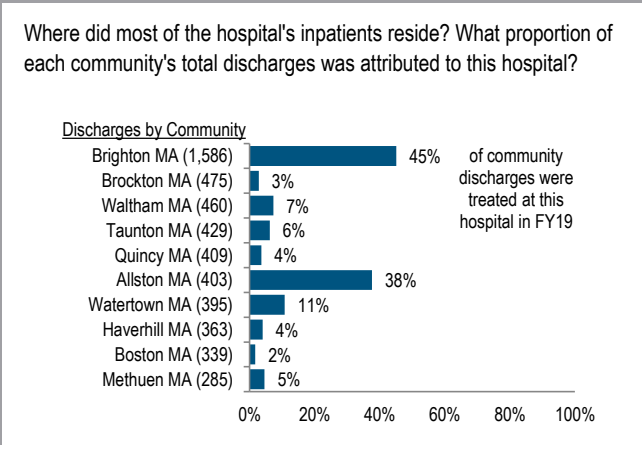
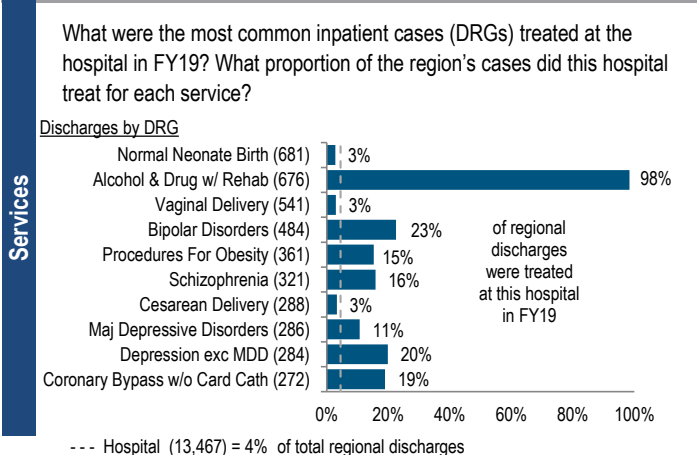


Steward Saint Elizabeth's Medical Center is a mid-size, for-profit teaching hospital located in the Metro Boston region. Steward Saint Elizabeth's is a member of Steward Health Care. It also qualifies as a High Public Payer (HPP) hospital. Outpatient visits decreased 1.4% for the hospital between FY15 and FY19, compared to a median decrease of 1.5% for its peer cohort. Steward Saint Elizabeth's Medical Center reported a profit each year in this time period including its largest profit of \$50.3M in FY19 and its largest total margin of 12.6% compared to its peer cohort median of 9.0%.

At a Glance	Overview / Size		Payer Mix	
	Hospital System Affiliation:	Steward Health Care	Public Payer Mix:	68.1% (HPP* Hospital)
	Hospital System Surplus (Deficit) in FY19:	Steward Failed to Submit	CY18 Commercial Statewide Relative Price:	0.96
	Change in Ownership (FY15-19):	Not Applicable	Top 3 Commercial Payers:	Blue Cross Blue Shield Harvard Pilgrim Tufts HMO
	Total Staffed Beds:	218, mid-size acute hospital		
	% Occupancy:	94.7%, highest in cohort avg. (79%)		
	Special Public Funding:	CHRTF°		
	Trauma Center Designation:	Not Applicable		
	Case Mix Index:	1.37, > cohort avg. (1.15); > statewide (1.16)		
	Financial		Utilization	
Inpatient NPSR per CMAD:	\$14,423	Inpatient Discharges in FY19:	13,467	
Change FY18-FY19:	2.4%	Change FY18-FY19:	0.0%	
Inpatient:Outpatient Revenue in FY19:	57%:43%	Emergency Department Visits in FY19:	27,412	
Outpatient Revenue in FY19:	\$124,721,992	Change FY18-FY19:	-1.7%	
Change FY18-FY19:	6.4%	Outpatient Visits in FY19:	132,708	
Total Revenue in FY19:	\$399,470,309	Change FY18-FY19:	7.2%	
Total Surplus (Deficit) in FY19:	\$50,327,666	Quality		
		Readmission Rate in FY18:	15.9%	
		Change FY14-FY18 (percentage points):	-0.3	
		Early Elective Deliveries Rate:	0.0%	



For descriptions of the metrics, please see the technical appendix.

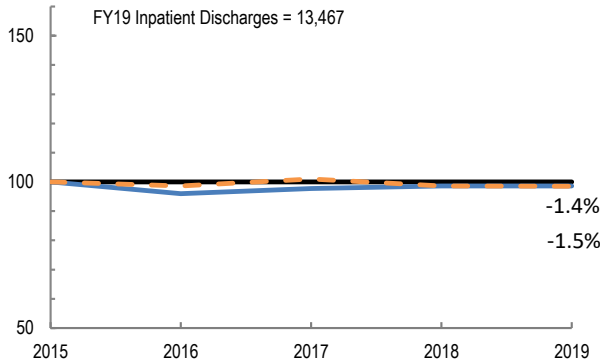
2019 HOSPITAL PROFILE: STEWARD ST. ELIZABETH'S MEDICAL CENTER

Cohort: Teaching Hospital

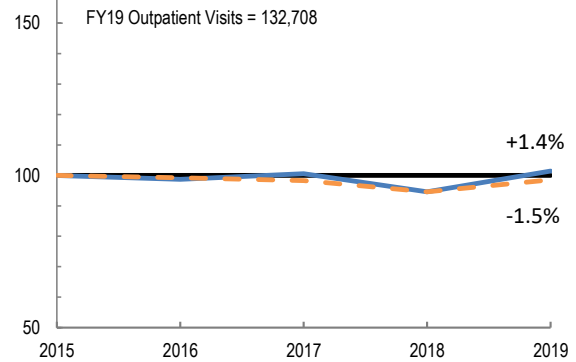


Utilization

How has the volume of the hospital's inpatient discharges changed compared to FY15, and how does this compare to the hospital's peer cohort median? (FY15=100)

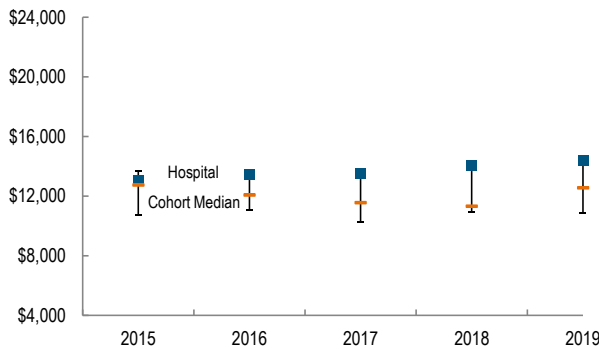


How has the volume of the hospital's outpatient visits changed compared to FY15, and how does this compare to the hospital's peer cohort median? (FY15=100)

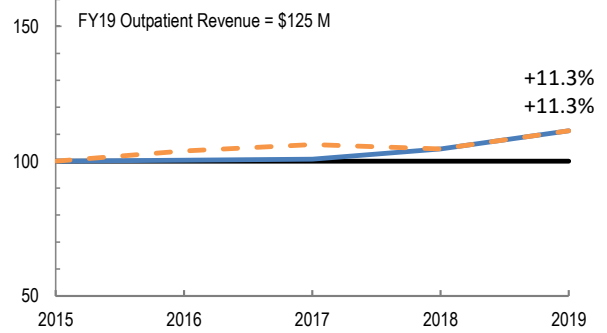


Patient Revenue Trends

What was the hospital's net inpatient service revenue per case mix adjusted discharge between FY15 and FY19, and how does this compare to the hospital's peer cohort median?



How has the hospital's net outpatient revenue changed compared to FY15, and how does this compare to the hospital's peer cohort median? (FY15=100)



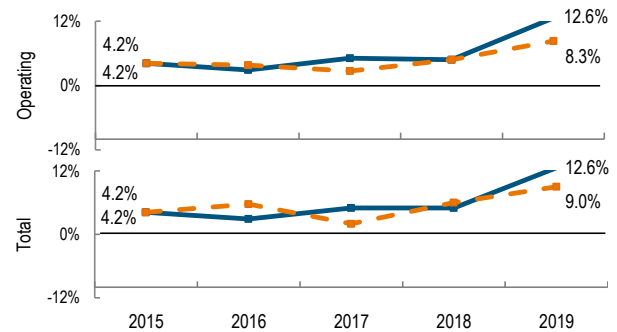
Financial Performance

How have the hospital's total revenue and costs changed between FY15 and FY19[#]?

Revenue, Cost, & Profit/Loss (in millions)

FY	2015	2016	2017	2018	2019
Operating Revenue	\$ 326.3	\$ 334.3	\$ 360.2	\$ 381.0	\$ 399.5
Non-Operating Revenue	\$ 0.1	\$ 0.0	\$ (0.4)	\$ 1.0	\$ 0.0
Total Revenue	\$ 326.4	\$ 334.3	\$ 359.8	\$ 382.0	\$ 399.5
Total Costs	\$ 312.7	\$ 324.7	\$ 341.8	\$ 362.8	\$ 349.1
Total Profit (Loss)	\$ 13.6	\$ 9.7	\$ 18.0	\$ 19.2	\$ 50.3

What were the hospital's total margin and operating margins between FY15 and FY19[#], and how do these compare to the hospital's peer cohort medians?



For descriptions of the metrics, please see the technical appendix.

* High Public Payer Hospitals (HPP) receive a minimum of 63% of gross patient service revenue from public payers.

† For more information on Community Hospital Reinvestment Trust Fund (CHRTF) special funding, please contact the Massachusetts Executive Office of Health and Human Services (EOHHS).

The fiscal year 2019 financial performance data shown is sourced from standardized financial statement data submitted by Steward Health Care in September 2020. This data has not been verified by CHIA because audited financial statements and consolidating schedules were not provided by the hospital as required by regulation.