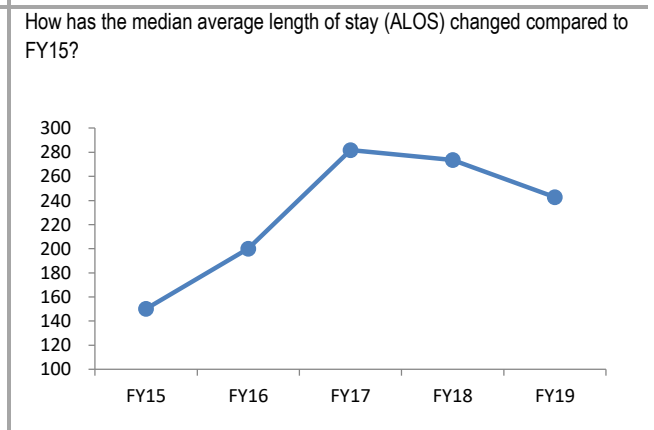
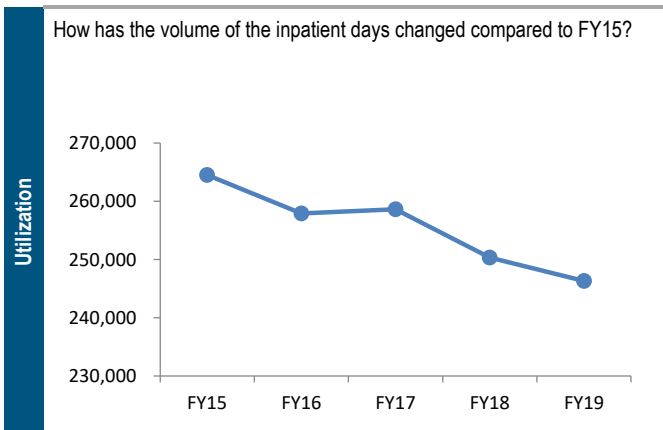
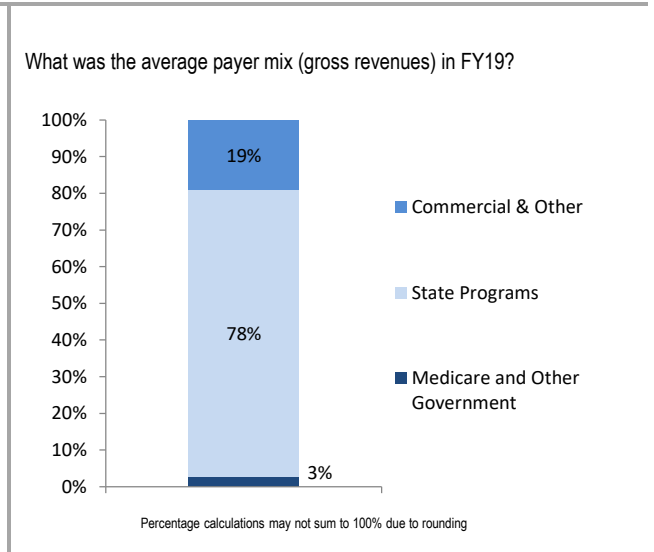
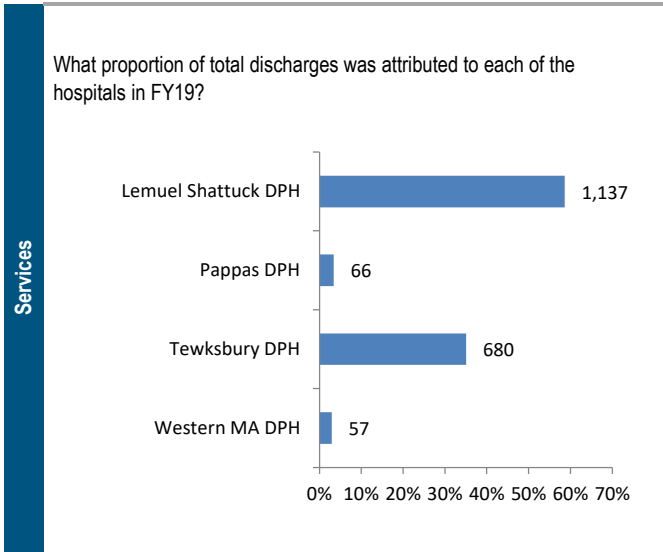


DEPARTMENT OF PUBLIC HEALTH HOSPITALS

2019 Hospital Profile

The Department of Public Health (DPH) operates four multi-specialty hospitals that provide acute and chronic care to those for whom community facilities are not available or access to health care is restricted. The department operates Lemuel Shattuck Hospital, Pappas Rehabilitation Hospital for Children, Tewksbury Hospital, and Western Mass Hospital. Lemuel Shattuck provides acute, subacute, and ambulatory care. Tewksbury Hospital provides both medical and psychiatric services to challenging adult patients with chronic conditions. Western Massachusetts Hospital is a long term medical and specialty care hospital. Lemuel Shattuck Hospital is the only public health hospital that provides outpatient services with 14,303 visits in FY19.

Hospitals in Cohort:		
Lemuel Shattuck Hospital		
Pappas Rehabilitation Hospital for Children		
Tewksbury Hospital		
Western Massachusetts Hospital		
At a Glance	Total Staffed Beds:	Total Outpatient Visits
	809	14,303
	Median % Occupancy:	Median Average Length of Stay in Days
	82.5%	242.8
	Total Inpatient Days:	Average Public Payer Mix:
	246,309	81.1%
Total Inpatient Discharges:	Total Gross Patient Service Revenue:	
1,940	\$323 million	



For descriptions of the metrics, please see Technical Appendix.

Key: Cohort

DEPARTMENT OF PUBLIC HEALTH HOSPITALS

2019 Hospital Profile

Utilization Trends	Volume of Inpatient Days					
		FY15	FY16	FY17	FY18	FY19
	Lemuel Shattuck DPH	82,530	82,271	83,115	79,567	76,342
	Pappas DPH	21,122	21,849	21,336	19,953	20,114
	Tewksbury DPH	129,527	125,147	126,256	124,386	122,992
	Western MA DPH	31,329	28,642	27,942	26,445	26,861

Utilization Trends	Average Length of Stay (Days)					
		FY15	FY16	FY17	FY18	FY19
	Lemuel Shattuck DPH	51.8	60.5	70.4	64.5	67.1
	Pappas DPH	139.0	227.6	395.1	362.8	304.8
	Tewksbury DPH	161.5	172.6	180.9	184.3	180.9
	Western MA DPH	474.7	376.9	382.8	433.5	471.3

Utilization Trends	Volume of Outpatient Visits					
		FY15	FY16	FY17	FY18	FY19
	Lemuel Shattuck DPH	19,023	21,512	22,726	15,939	14,303
	Pappas DPH	889	1,016	0	0	0
	Tewksbury DPH	0	0	0	0	0
	Western MA DPH	0	0	0	0	0

Utilization Trends	Percentage of Occupancy					
		FY15	FY16	FY17	FY18	FY19
	Lemuel Shattuck DPH	87.0	86.5	87.6	83.8	80.4
	Pappas DPH	68.9	71.1	69.6	68.3	68.0
	Tewksbury DPH	65.7	63.3	64.1	63.1	88.4
	Western MA DPH	94.3	85.1	94.5	83.3	84.6

Utilization Trends	Total Staffed Beds					
		FY15	FY16	FY17	FY18	FY19
	Lemuel Shattuck DPH	260	260	260	260	260
	Pappas DPH	84	84	84	80	81
	Tewksbury DPH	540	540	540	540	381
	Western MA DPH	91	92	81	87	87

Patient Revenue Trends	Total Net Patient Service Revenue (Thousands)					
		FY15	FY16	FY17	FY18	FY19
	Lemuel Shattuck DPH	\$57,452	\$67,688	\$69,328	\$72,776	\$68,415
	Pappas DPH	\$22,043	\$24,290	\$23,841	\$23,797	\$26,311
	Tewksbury DPH	\$74,389	\$76,960	\$79,595	\$85,081	\$88,895
	Western MA DPH	\$25,059	\$24,537	\$24,429	\$24,880	\$28,105