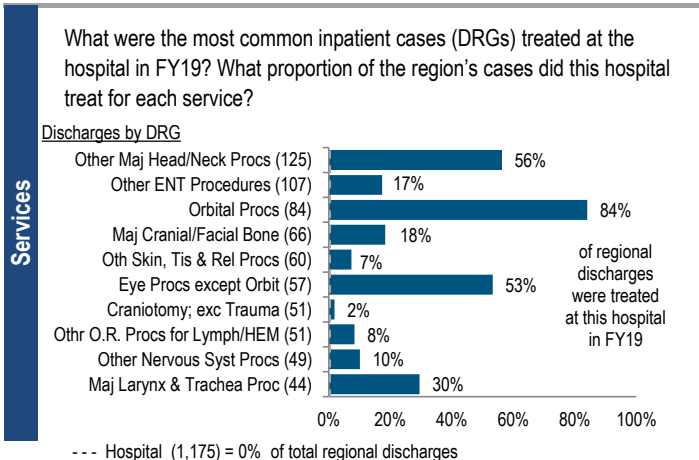


2019 Hospital Profile

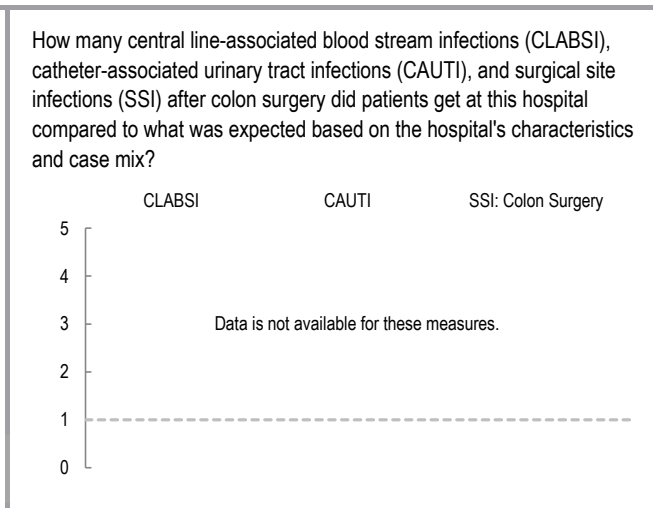
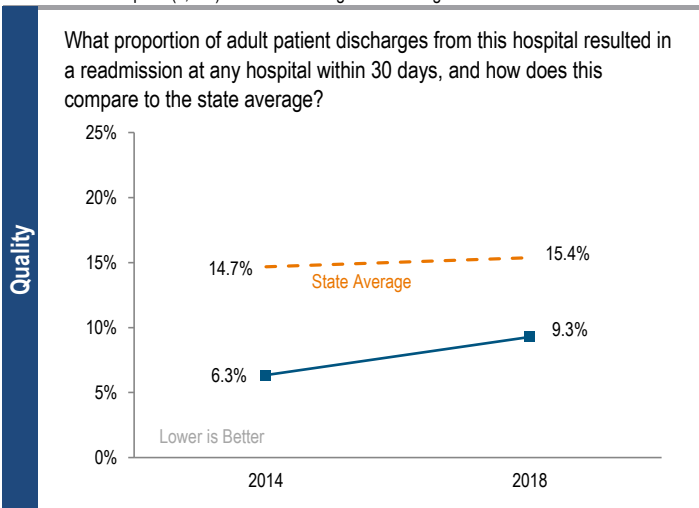
Massachusetts Eye and Ear Infirmary is a small, non-profit specialty hospital located in the Metro Boston region. Mass Eye and Ear provides specialized services for disorders of the eye, ear, nose, and throat, including a 24-hour emergency department for these conditions. It provides the region's only designated eye trauma center. It serves a patient population ranging in age from newborn to the elderly. Mass Eye and Ear is a teaching hospital of Harvard Medical School. Mass Eye and Ear joined Partners Health Care on 4/1/18. After reporting a profit of 15.9M in FY18, the hospital reported a \$6.5M loss in FY19 and a -2.3% total margin.

Overview / Size		Payer Mix	
Hospital System Affiliation:	Partners Health Care	Public Payer Mix:	47.0% (Non-HPP* Hospital)
Hospital System Surplus (Deficit) in FY19:	\$486,164,000	CY18 Commercial Statewide Relative Price:	0.79
Change in Ownership (FY15-19):	Joined Partners Health Care 4/1/18	Top 3 Commercial Payers:	Blue Cross Blue Shield Harvard Pilgrim Tufts HMO
Total Staffed Beds:	41, among the smaller acute hospitals		
% Occupancy:	29.9%		
Special Public Funding:	CHRTF°		
Trauma Center Designation:	Not Applicable		
Case Mix Index:	1.43> statewide (1.16)		
Financial		Utilization	
Inpatient NPSR per CMAD:	\$12,329	Inpatient Discharges in FY19:	1,175
Change FY18-FY19:	-0.4%	Change FY18-FY19:	-1.0%
Inpatient:Outpatient Revenue in FY19:	8%:92%	Emergency Department Visits in FY19:	21,629
Outpatient Revenue in FY19:	\$205,268,557	Change FY18-FY19:	6.1%
Change FY18-FY19:	4.2%	Outpatient Visits in FY19:	359,487
Total Revenue in FY19:	\$283,449,000	Change FY18-FY19:	4.6%
Total Surplus (Deficit) in FY19:	-\$6,482,000	Quality	
		Readmission Rate in FY18:	9.3%
		Change FY14-FY18 (percentage points):	2.9
		Early Elective Deliveries Rate:	Not Applicable



Where did most of the hospital's inpatients reside? What proportion of each community's total discharges was attributed to this hospital?

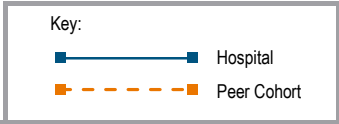
This graph has been suppressed as no single community accounted for more than 1% of the hospital's total discharges. The hospital reports that its patients are primarily from Massachusetts, but also from New England, the U.S. and in some cases the world.



For descriptions of the metrics, please see the technical appendix.

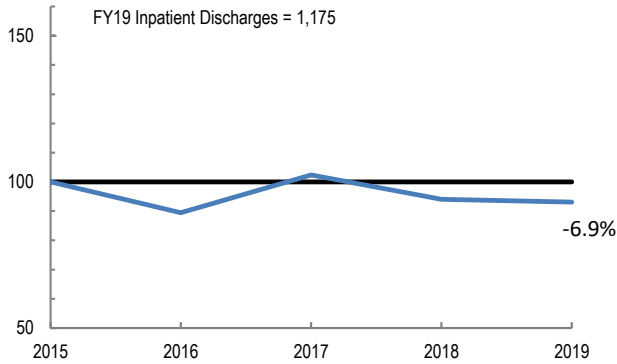
2019 HOSPITAL PROFILE: MASSACHUSETTS EYE AND EAR INFIRMARY

Cohort: Specialty Hospital

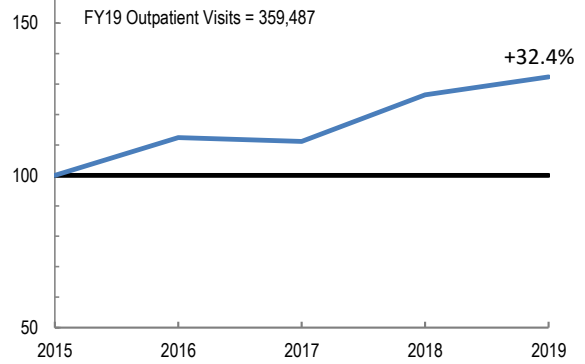


Utilization

How has the volume of the hospital's inpatient discharges changed compared to FY15, and how does this compare to the hospital's peer cohort median? (FY15=100)

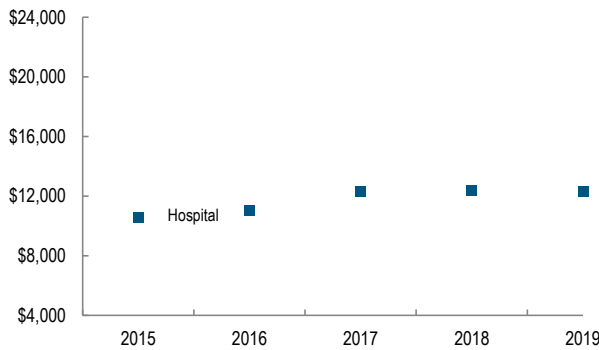


How has the volume of the hospital's outpatient visits changed compared to FY15, and how does this compare to the hospital's peer cohort median? (FY15=100)

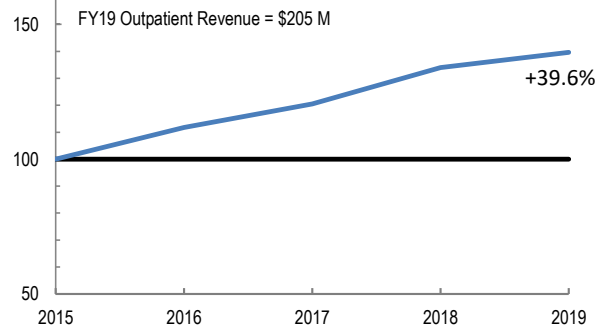


Patient Revenue Trends

What was the hospital's net inpatient service revenue per case mix adjusted discharge between FY15 and FY19, and how does this compare to the hospital's peer cohort median?



How has the hospital's net outpatient revenue changed compared to FY15, and how does this compare to the hospital's peer cohort median? (FY15=100)



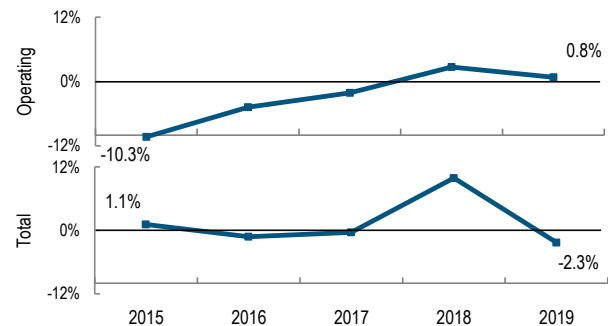
Financial Performance

How have the hospital's total revenue and costs changed between FY15 and FY19?

Revenue, Cost, & Profit/Loss (in millions)

FY	2015	2016	2017	2018	2019
Operating Revenue	\$ 227.8	\$ 249.8	\$ 274.2	\$ 149.2	\$ 292.2
Non-Operating Revenue	\$ 29.5	\$ 9.2	\$ 4.9	\$ 11.5	\$ (8.7)
Total Revenue	\$ 257.3	\$ 259.1	\$ 279.1	\$ 160.7	\$ 283.4
Total Costs	\$ 254.3	\$ 262.2	\$ 280.1	\$ 144.9	\$ 289.9
Total Profit (Loss)	\$ 2.9	\$ (3.1)	\$ (1.1)	\$ 15.9	\$ (6.5)

What were the hospital's total margin and operating margins between FY15 and FY19, and how do these compare to the hospital's peer cohort medians?



For descriptions of the metrics, please see the technical appendix.

* High Public Payer Hospitals (HPP) receive a minimum of 63% of gross patient service revenue from public payers.

† For more information on Community Hospital Reinvestment Trust Fund (CHRTF) special funding, please contact the Massachusetts Executive Office of Health and Human Services (EOHHS).