

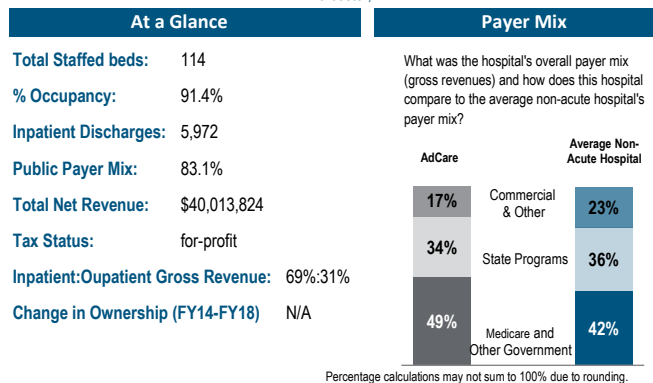
NON-ACUTE SPECIALTY HOSPITALS

2018 Hospital Profile

AdCare Hospital of Worcester is a for-profit specialty hospital located in Worcester. It is the only private non-acute care hospital that exclusively focuses on substance abuse. It provides detox and inpatient services, as well as outpatient services. From FY14 to FY18, inpatient days at AdCare increased by 1.5% and Outpatient visits decreased by 3.9%. During each year in this five year period, AdCare reported positive margins, including a total margin of 8.2% in FY18.

AdCare Hospital of Worcester

Worcester, MA



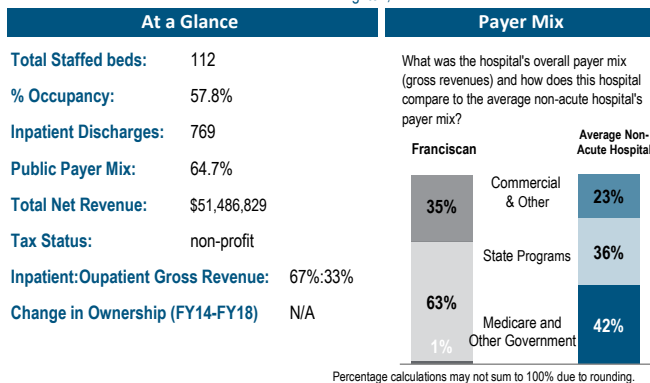
	FY14	FY15	FY16	FY17	FY18
Average Length of Stay	6.0	6.2	6.5	6.3	6.4
Inpatient Days	37,474	37,999	38,522	38,293	38,030
Outpatient Visits	116,378	116,054	126,116	114,801	111,835
Net Inpatient Revenue Per Day	\$741	\$755	\$763	\$876	\$818
Net Outpatient Revenue (millions)	\$10.9	\$11.1	\$9.3	\$8.8	\$8.9
Operating Margin	12.8%	15.4%	9.7%	16.1%	8.2%
Total Margin	12.8%	15.5%	9.7%	16.1%	8.2%

Revenue, Cost, & Profit/Loss (in millions)					
FY	Total Revenue	Operating Revenue	Non-Operating Revenue	Costs	Total Profit/Loss
2014	\$40	\$40	\$0	\$35	\$5.1
2015	\$41	\$41	\$0	\$35	\$6.4
2016	\$39	\$39	\$0	\$35	\$3.8
2017	\$42	\$42	\$0	\$36	\$6.8
2018	\$40	\$40	\$0	\$37	\$3.3

Franciscan Hospital for Children is a non-profit specialty hospital located in Brighton. It focuses on providing pediatric chronic care and rehabilitation services. It offers inpatient, residential, educational, surgical, outpatient, and home care programs for children with special health care needs. Between FY14 and FY18, inpatient days increased 9.3%, and outpatient visits decreased 37.8%. Franciscan Hospital for Children reported a loss in FY18 with a total margin of -0.5%.

Franciscan Hospital for Children

Brighton, MA



	FY14	FY15	FY16	FY17	FY18
Average Length of Stay	28.0	26.2	27.4	29.1	30.7
Inpatient Days	21,604	21,418	22,555	23,363	23,623
Outpatient Visits	56,018	55,897	41,834	36,085	34,820
Net Inpatient Revenue Per Day	\$1,591	\$1,400	\$1,441	\$1,415	\$1,509
Net Outpatient Revenue (millions)	\$13.2	\$20.0	\$16.0	\$15.5	\$15.8
Operating Margin	3.9%	-0.3%	3.1%	0.0%	-0.5%
Total Margin	4.6%	-0.3%	4.3%	-2.0%	-0.5%

Revenue, Cost, & Profit/Loss (in millions)					
FY	Total Revenue	Operating Revenue	Non-Operating Revenue	Costs	Total Profit/Loss
2014	\$60	\$60	\$0	\$58	\$2.8
2015	\$59	\$59	\$0	\$59	-\$0.2
2016	\$59	\$58	\$1	\$57	\$2.5
2017	\$58	\$59	-\$1	\$59	-\$1.2
2018	\$62	\$62	\$0	\$63	-\$0.3

For descriptions of the metrics, please see Technical Appendix

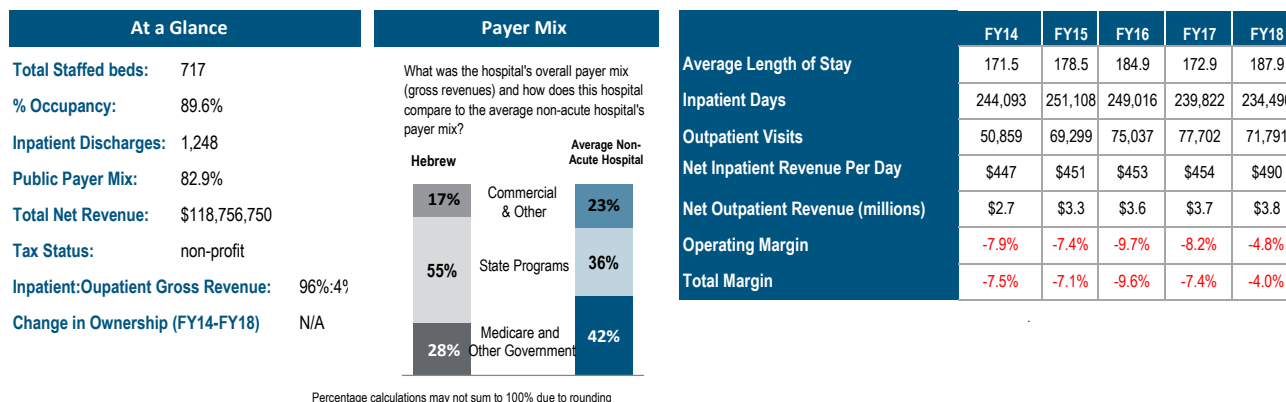
NON-ACUTE SPECIALTY HOSPITALS

2018 Hospital Profile

Hebrew Rehabilitation Hospital is a non-profit specialty hospital located in Boston. It specializes in providing hospital and community health care services to geriatric patients. It provides long-term acute, rehabilitative, outpatient, adult day health, and home health care services. It is also the healthcare facility for Hebrew SeniorLife provider organization, a provider of elder care. Between FY14 and FY18, inpatient days decreased 3.9%, and outpatient visits increased 41.2%. During each year in this five year period, Hebrew Rehabilitation has reported a loss, including a -4.0% total margin in FY18.

Hebrew Rehabilitation Hospital

Boston, MA



Revenue, Cost, & Profit/Loss (in millions)					
FY	Total Revenue	Operating Revenue	Non-Operating Revenue	Costs	Total Profit/Loss
2014	\$116	\$116	\$0	\$125	-\$8.7
2015	\$120	\$119	\$0	\$128	-\$8.5
2016	\$120	\$120	\$0	\$131	-\$11.5
2017	\$119	\$118	\$1	\$127	-\$8.8
2018	\$122	\$121	\$1	\$127	-\$4.9

For descriptions of the metrics, please see Technical Appendix