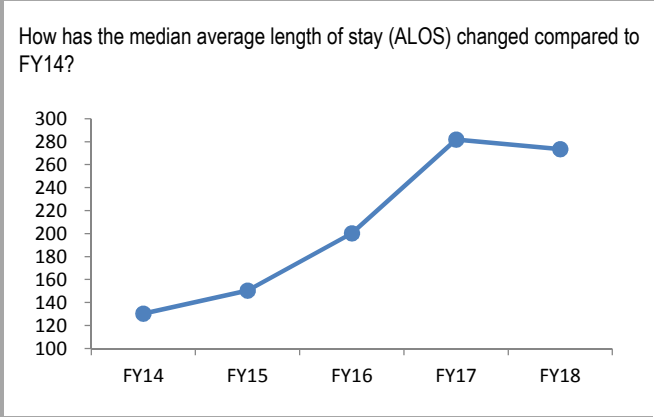
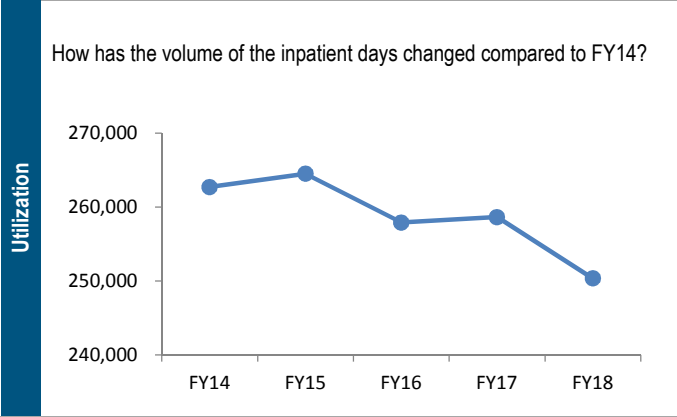
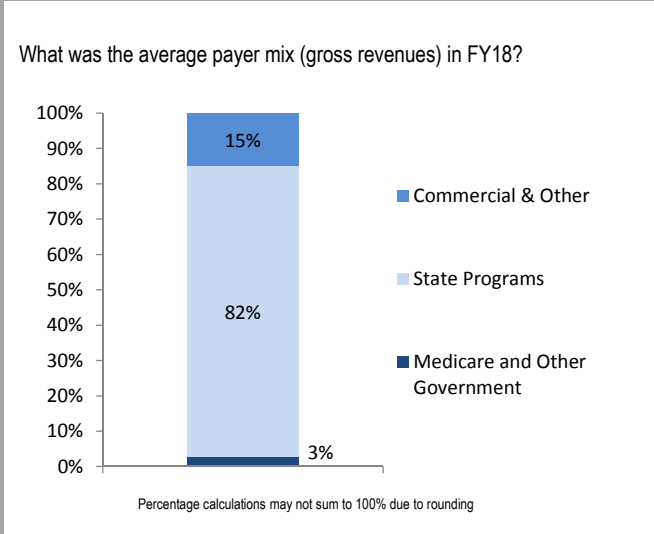
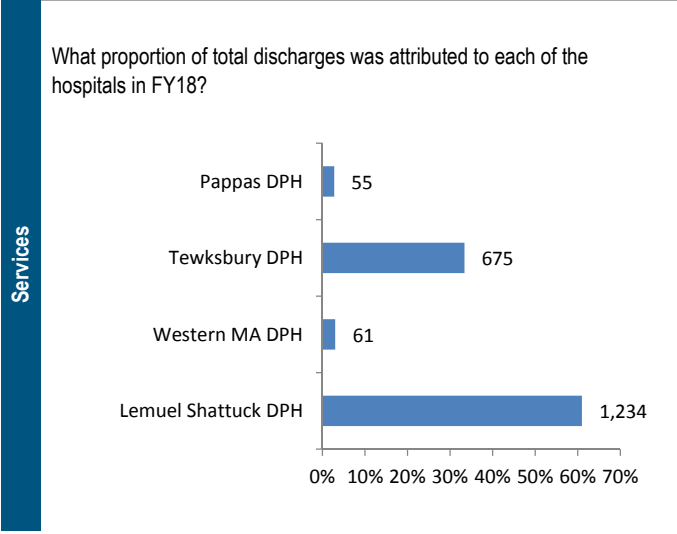


DEPARTMENT OF PUBLIC HEALTH HOSPITALS

2018 Hospital Profile

The Department of Public Health (DPH) operates four multi-specialty hospitals that provide acute and chronic care to those for whom community facilities are not available or access to health care is restricted. The department operates Lemuel Shattuck Hospital, Pappas Rehabilitation Hospital for Children, Tewksbury Hospital, and Western Mass Hospital. Lemuel Shattuck provides acute, subacute, and ambulatory care. Tewksbury Hospital provides both medical and psychiatric services to challenging adult patients with chronic conditions. The Pappas Rehabilitation Hospital for Children serves children with birth defects and severe physical disabilities, many of whom reside there. Western Massachusetts Hospital is a long term medical and specialty care hospital.

At a Glance	Hospitals in Cohort:	
	Lemuel Shattuck Hospital	
	Pappas Rehabilitation Hospital for Children	
	Tewksbury Hospital	
	Western Massachusetts Hospital	
	Total Staffed Beds:	Total Outpatient Visits
	967	15,939
	Median % Occupancy:	Median Average Length of Stay in Days
	75.8%	273.5
	Total Inpatient Days:	Average Public Payer Mix:
250,351	85.1%	
Total Inpatient Discharges:	Total Gross Patient Service Revenue:	
2,025	\$299 million	



For descriptions of the metrics, please see Technical Appendix.

Key:
 Cohort

DEPARTMENT OF PUBLIC HEALTH HOSPITALS

2018 Hospital Profile

Utilization Trends

Volume of Inpatient Days					
	FY14	FY15	FY16	FY17	FY18
Lemuel Shattuck DPH	83,739	82,530	82,271	83,115	79,567
Pappas DPH	20,745	21,122	21,849	21,336	19,953
Tewksbury DPH	131,494	129,527	125,147	126,256	124,386
Western MA DPH	26,734	31,329	28,642	27,942	26,445

Utilization Trends

Average Length of Stay (Days)					
	FY14	FY15	FY16	FY17	FY18
Lemuel Shattuck DPH	53.7	51.8	60.5	70.4	64.5
Pappas DPH	100.2	139.0	227.6	395.1	362.8
Tewksbury DPH	160.2	161.5	172.6	180.9	184.3
Western MA DPH	621.7	474.7	376.9	382.8	433.5

Utilization Trends

Volume of Outpatient Visits					
	FY14	FY15	FY16	FY17	FY18
Lemuel Shattuck DPH	23,300	19,023	21,512	22,726	15,939
Pappas DPH	875	889	1,016	0	0
Tewksbury DPH	0	0	0	0	0
Western MA DPH	0	0	0	0	0

Utilization Trends

Percentage of Occupancy					
	FY14	FY15	FY16	FY17	FY18
Lemuel Shattuck DPH	88.2	87.0	86.5	87.6	83.8
Pappas DPH	67.7	68.9	71.1	69.6	68.3
Tewksbury DPH	66.7	65.7	63.3	64.1	63.1
Western MA DPH	91.6	94.3	85.1	94.5	83.3

Utilization Trends

Total Staffed Beds					
	FY14	FY15	FY16	FY17	FY18
Lemuel Shattuck DPH	260	260	260	260	260
Pappas DPH	84	84	84	84	80
Tewksbury DPH	540	540	540	540	540
Western MA DPH	80	91	92	81	87

Patient Revenue Trends

Total Net Patient Service Revenue (Thousands)					
	FY14	FY15	FY16	FY17	FY18
Lemuel Shattuck DPH	\$57,591	\$57,452	\$67,688	\$69,328	\$72,776
Pappas DPH	\$21,863	\$22,043	\$24,290	\$23,841	\$23,797
Tewksbury DPH	\$75,740	\$74,389	\$76,960	\$79,595	\$85,081
Western MA DPH	\$20,585	\$25,059	\$24,537	\$24,429	\$24,880