

CHIA USER WORKGROUP

Don Kirkwood (Manager of Data Release and Procurement)

Sylvia Hobbs (Manager of User Support)

Scott Curley (Manager Privacy & Compliance)

July 26, 2022

Agenda

- Announcements:
 - APCD Release CY 2020 Updates
 - FY20 Case Mix Release Projections
- Website Updates
- User Support Questions
 - Updates to Case Mix Payer Coding
 - Interfacility Transfers
 - Mode of Transport
 - Infant Race/Ethnicity
- Q&A

MA APCD CY 2020 (Release 10.0)

- Available for request
- Applicants with *approved projects* that require updated APCD data (CY 2020 Data) should submit to CHIA a completed Exhibit B (*Certificate of Continued Need and Compliance*) of the Data Use Agreement. After submitting a completed Exhibit B you will receive an invoice (if applicable) for the requested data. Upon payment of the invoice the order for the data will be placed.
- **CY 2020 Data** includes data on services from January 2016 – December 2020 with six months of claim runout.

Case Mix FY21 Release

CURRENT RELEASE TIMEFRAMES FOR EACH FILE:

- Inpatient (HIDD)
Available for request
- Emergency Department (ED)
August 2022
- Outpatient Observation (OOD)
September 2022
- Applicants with *approved projects* that require newly available year(s) of Case Mix Data (e.g., FY 19) should submit to CHIA a completed Exhibit B (*Certificate of Continued Need and Compliance*) of the Data Use Agreement. After submitting a completed Exhibit B you will receive an invoice (if applicable) for the requested data. Upon payment of the invoice the order for the data will be placed.



Website Release Updates

- Updates on the production of APCD and Case Mix databases and status of data requests are now posted to CHIA's website!
 - **Aim #1** is to provide weekly or bi-weekly status update on CHIA data products as they are in development.
 - **Aim #2** is to provide applicants with information about expected fulfillment status for individual data requests.
 - Request IDs will be communicated to Data Requestors via email.
- Please visit <http://www.chiamass.gov/status-of-data-requests/> to see the current status of releases.

USER QUESTIONS



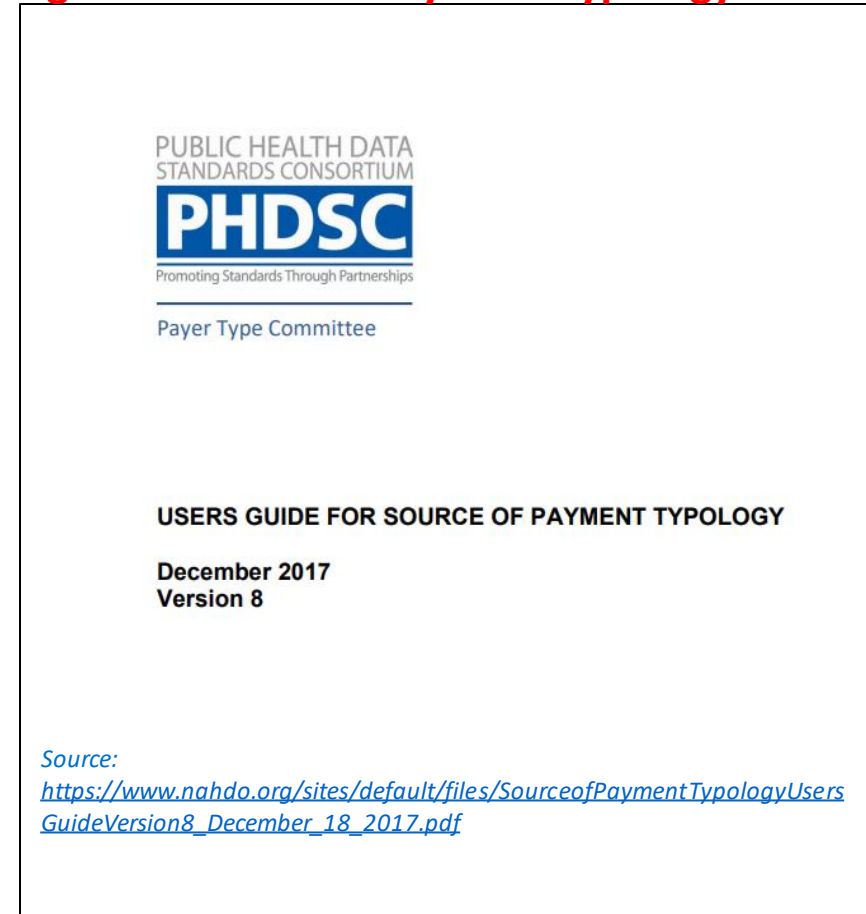
Question: I understand in case mix the payer code is the health plan. In 2021, there were fewer health plans associated with more payer types. Can you explain the change in payer codes and their relationship to the type codes?

Answer: In FY2021, CHIA reduced the number of case mix payer codes from 365 codes to 74 codes. The previous codes had combined health plan names with products. Also, the payer type codes were increased from 22 to 23, eliminating Blue Cross as a payer type (maintaining it under payer code health plans) and adding two new codes payer types for accountable care organization and senior care/integrate care organization (see Table 1 below). Detailed definitions of payment typology in PHDSC's User Guide for Payment Typology (see Figure 1 below).

Table 1. FY2021 Change in Payer Types

2021 Codes	Prior to 2021	PAYER TYPE DEFINITION
0	0	Other Non-Managed Care Plans
1	1	Self Pay
2	2	Worker's Compensation
3	3	Medicare
4	4	Medicaid
5	5	Other Government Payment
	6	Blue Cross
7	7	Other Commercial Insurance not listed elsewhere
8	8	HMO
9	9	Free Care
A		Medicaid Accountable Care Organization
B	B	Medicaid Managed Care/MCO
C	C	Commercial Accountable Care Organization
D	D	Commercial Managed Care
E	E	PPO
F	F	Medicare Managed Care (includes Medicare Advantage)
H	H	Health Safety Net
J	J	Point-of-Service Plan
K	K	Exclusive Provider Organization
N	N	None (Valid only for Secondary Payer)
Q	Q	Commonwealth Care/Connector Care Plans
S		Senior Care Option/Integrated Care Organization (SCO/ICO)
T	T	Auto Insurance
Z	Z	Dental Plans

Figure 1. PHDSC's Payment Typology Guide





Answer (continued): For example, prior to 2021 in case mix data payer coding options, there were eight different coding options for the insurance carrier Fallon. In 2021, the codes for Fallon were consolidated under one coding option. See Figure 1 below. Consequently, you will see an increase in the use of payer type codes in FY2021 to distinguish the specific types of Fallon products for the one payer code. See Table 1 below.

Figure 1. Consolidation of Fallon under one Coding Option in FY2021 Case Mix

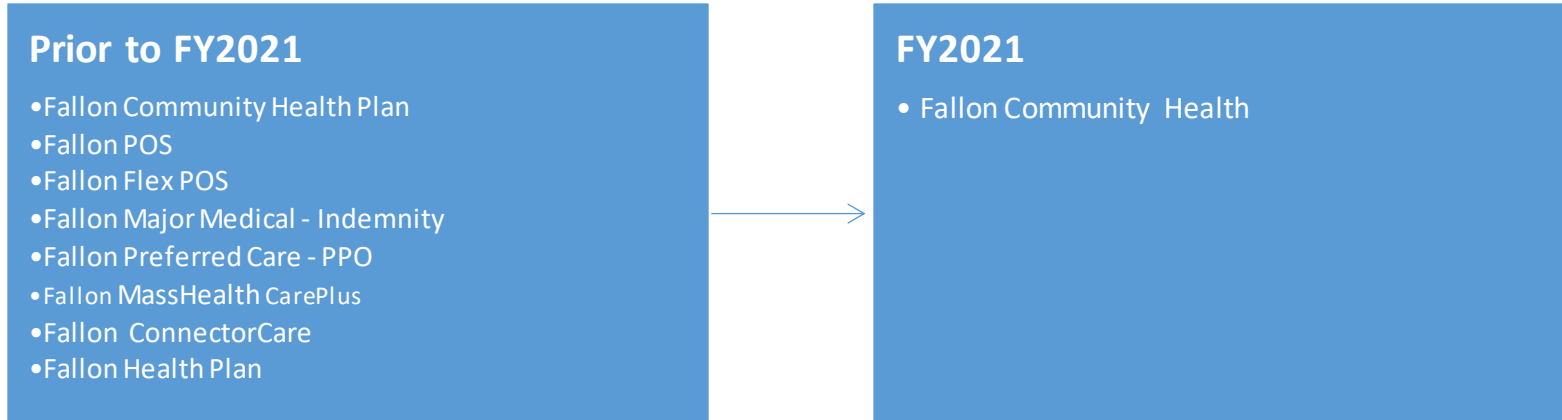


Table 1. FY2017 - FY2021 Payer Codes for Fallon in Inpatient Hospital Discharge Data

FY2017	FY2018	FY2019	FY2020	FY2021
HMO	HMO	HMO	HMO	HMO
		Commercial Managed Care	Commercial Managed Care	Commercial Managed Care
			Medicaid Managed Care	Medicaid Managed Care
			Medicare Managed Care	Medicare Managed Care
			Commonwealth Care/ConnectorCare Plans	Commonwealth Care/ConnectorCare Plans
				Other Non-Managed Care Plans
				Other Commercial Insurance not listed elsewhere
				Medicaid ACO
				PPO
				SCO/ICO

Race and Ethnicity

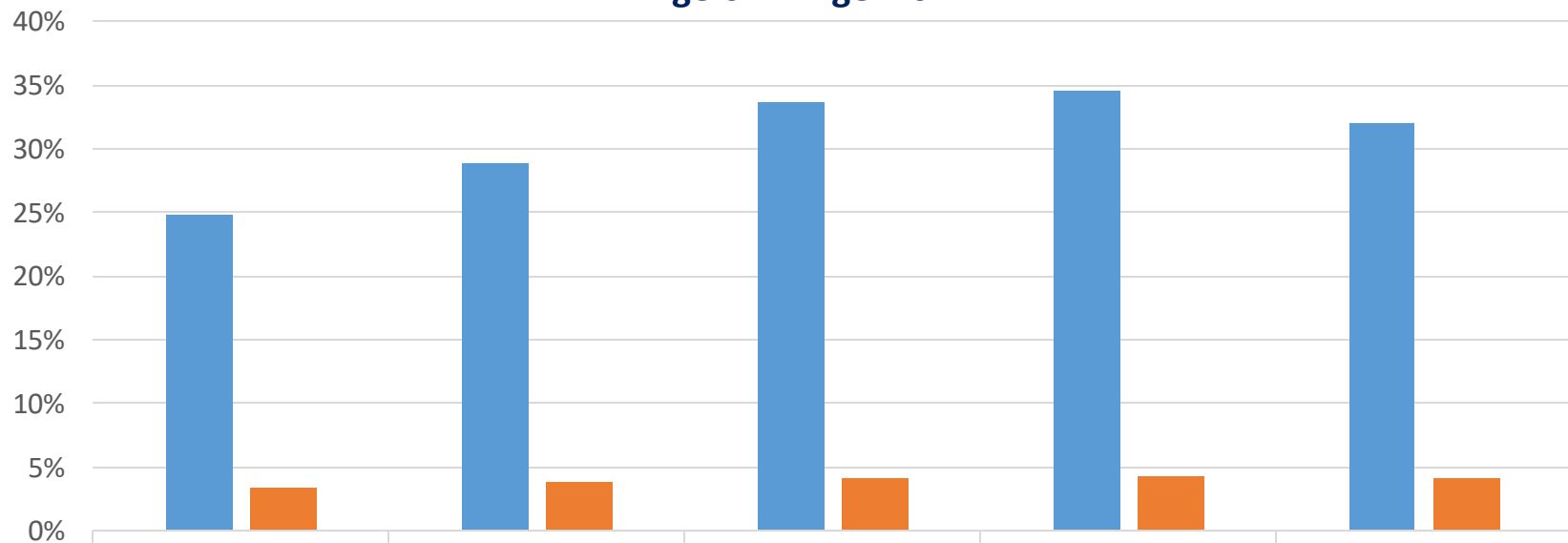


Question: Over the past years, approximately 25% of newborns had race reported as 'Unknown' in the inpatient hospital discharge data. In the past 3 years, the percent of newborns with unknown race now exceeds 30%. This data is critical for understanding health disparities among newborns. Is there any workaround for obtaining this data?

Answer: CHIA and other state agencies are working with providers to improve the quality of race/ethnicity data. While unknown race for patients age '0' now exceeds 30%, **for those older than age '0' the unknowns are less than 5%** (See Figure 1 below). The gaps in race information on newborns in administrative data is a nationwide problem. The workaround the Center's for Disease Control's National Center for Health Statistics has used is to impute infant race from maternal race (see <https://www.cdc.gov/nchs/data/nvsr/nvsr70/nvsr70-14.pdf>)

Figure 1. FY2017 – FY2021 Hospital Inpatient Discharge Data Percent Race Unknown Patients Age 0 compared to Patients Age > 0

■ Age 0 ■ Age > 0



	2017	2018	2019	2020	2021
■ Age 0	24.8%	28.9%	33.6%	34.5%	32.0%
■ Age > 0	3.3%	3.8%	4.1%	4.2%	4.1%

Question: The outpatient emergency department has a mode of transport field. However, the only patients I can determine mode of transport for are those patients who are routine discharges from the outpatient emergency department. Neither observation stay nor inpatient discharge data have those fields. I am trying to determine factors that impact timeliness of care for the most severely ill patients who have been admitted or are admitted and die. Can the ambulance revenue codes be used to garner this information?

Mode of Transport and Interfacility Transfers



Answer: *No, while the outpatient emergency department mode of transport is an indicator of how the patient arrived, the ambulance services do not bill through the hospital unless a hospital-based ambulance is used. For example, you would not see a revenue code for a fire department's municipal ambulance service in a private hospital's administrative discharge billing data. The ambulance service revenue codes (see Table 1 below) would tend to appear in the patient's administrative discharge billing data if the hospital used own hospital-based ambulance service to send or receive a patient as part of an interfacility transfer.*

Table 1. Ambulance Service Revenue Codes

Revenue Code	Description
0549	AMBULANCE - OTHER AMBULANCE
0548	AMBULANCE - EKG TRANSMISSION
0547	AMBULANCE - PHARMACY
0546	AMBULANCE - NEONATAL AMBULANCE SERVICES
0545	AMBULANCE - AIR AMBULANCE
0544	AMBULANCE - OXYGEN
0543	AMBULANCE - HEART MOBILE
0542	AMBULANCE - MEDICAL TRANSPORT
0541	AMBULANCE - SUPPLIES
0540	AMBULANCE - GENERAL CLASSIFICATION

Where can I find past User Workgroup Presentations?

- <http://www.chiamass.gov/ma-apcd-and-case-mix-user-workgroup-information/>

MA APCD / Case Mix Meeting Presentations

2019 Presentations	
2019 MA APCD Presentations	2019 Casemix Presentations
MAAPCD Tuesday, November 26, 2019 <ul style="list-style-type: none">• Presentation (PDF) Word	Please Note: The Case Mix Workgroup Meeting for December 2019 was cancelled.
MAAPCD Tuesday, September 24, 2019 <ul style="list-style-type: none">• Presentation (PDF) PPT	Case Mix Tuesday, October 22, 2019 <ul style="list-style-type: none">• Presentation (PDF) PPT
MAAPCD Tuesday, July 23, 2019 <ul style="list-style-type: none">• Presentation (PDF) PPT	Case Mix Tuesday, August 27, 2019 <ul style="list-style-type: none">• Presentation (PDF) PPT

When is the next User Group meeting?

- The next User Group will meet Tuesday, August 23.

MA APCD Workgroup

Tuesday,
November 24, 2020 @ 3:00 p.m.

[Join a Meeting](#)

Case Mix Workgroup

Tuesday,
December 22, 2020 @ 3:00 p.m.

[Join a Meeting](#)

- <http://www.chiamass.gov/ma-apcd-and-case-mix-user-workgroup-information/>

Resultant Research Using CHIA Data

- <https://www.chiamass.gov/resultant-research-using-chia-data>



[CHIA Data](#) » [Resultant Research Using CHIA Data](#)

Resultant Research Using the MA APCD and CHIA's Case Mix Data

The table below contains a sample of external research publications using CHIA's MA APCD and Case Mix data (by year of publication). Case Mix specific research is highlighted in gray. If you have questions please email apcd.data@state.ma.us and/or casemix.data@state.ma.us.

Questions?

- Questions related to MA APCD:
apcd.data@chiamass.gov
- Questions related to Case Mix:
casemix.data@chiamass.gov

REMINDER: Please include your **IRBNet ID#**, if you currently have a project using CHIA data.