



MA Center for Health Information & Analysis

Case Mix User Workgroup

September 26, 2017

Agenda



- Announcements
 - Update on the status of Case Mix FY16 fulfillment
 - Expected timeframes for FY17
- User Poll: Which groupers do you use?
- User Questions
- Q&A

Case Mix FY16 Release Calendar



CURRENT RELEASE TIMEFRAMES FOR EACH FILE:

- Inpatient (HIDD)
READY NOW
- Emergency Department (ED)
READY NOW
- Outpatient Observation (OOD)
END OF SEPTEMBER – FIRST WEEK OF OCT

Case Mix FY17 Release Calendar



CURRENT RELEASE TIMEFRAMES FOR EACH FILE:

- Inpatient (HIDD)
JUNE
- Emergency Department (ED)
AUGUST
- Outpatient Observation (OOD)
SEPTEMBER

Case Mix Application Process



Recap of Changes for 2017:

- Now charge **per year** of data requested
- Can now request **future years of data**
 - Future years require no DRC review, absent major changes to the project or data being requested
- Can request to use data for one project for a **subsequent project**
- Comprehensive DUAs for each organization (will cover all projects instead of multiple DUAs for each specific project)
- Not expecting any major changes in 2018

MA APCD Release 6.0



- Target release timeframe is Late Fall 2017
- More information on the Release will be announced at the APCD User Workgroup as we get closer to release
- Make sure you're signed up for CHIA's email list to receive important announcements:

[Sign Up Here](#)

Application Reminders



- Please remember to send in your \$300 application fee. We won't review an application until the application fee has been received.
[doesn't apply to Government applicants]
- Financial Hardship Fee Waiver Requests – We expect applicants to have made an attempt to find some kind of institutional or grant funding. 100% fee waiver requests are *extremely* unlikely to be granted.

User Poll



Which DRGs (groupers) do you use?

We currently provide:

APR – 20.0, 26.1, 30.0, 34.0

CMS – 34.0

[Click all that apply in the poll pop-up]

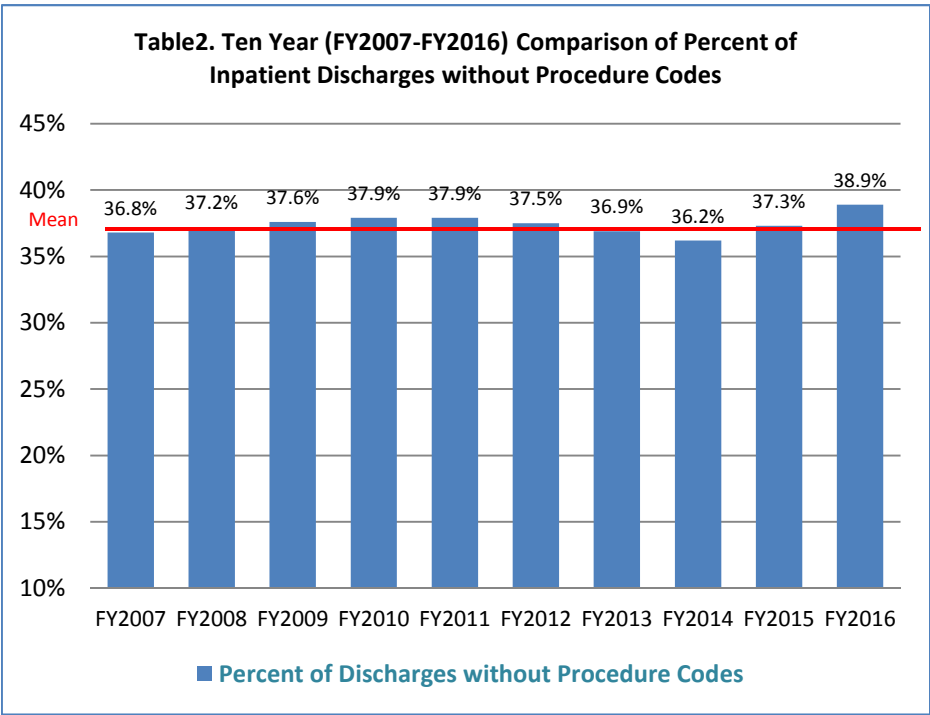
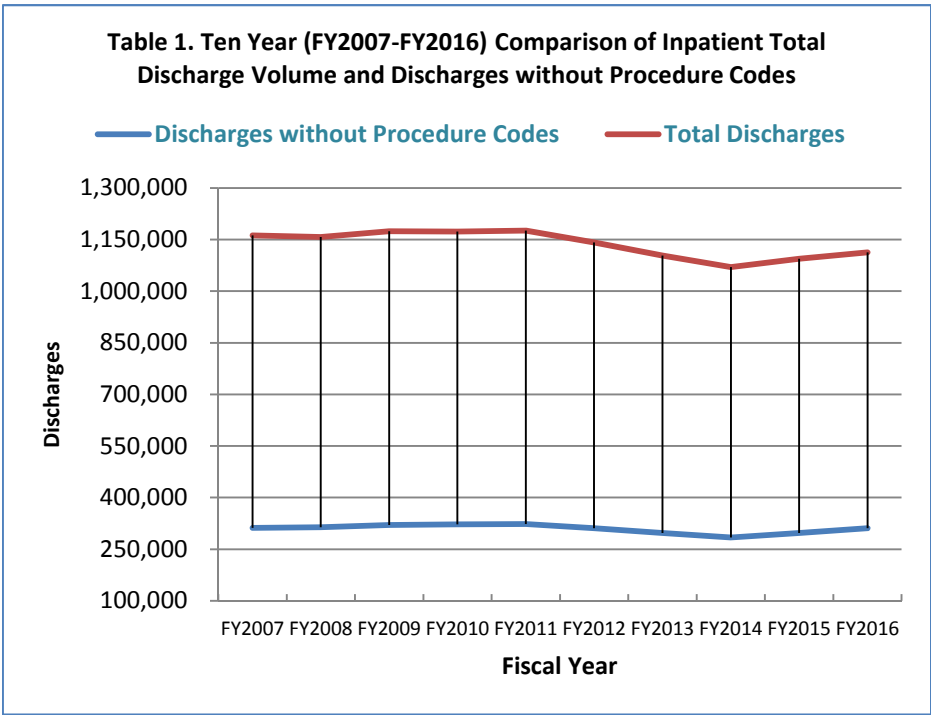


QUESTIONS?

Question: In FY2016, why are close to 38% of the Hospital Inpatient Discharges missing procedure codes? How is it possible to have dollar amount charges without procedures codes?

Procedure Codes & Revenue Codes

Answer: Over the past 10 years, there has not been notable variation the number of discharges without procedure codes (see Table 1 below). The 10-year percent mean for missing procedure codes is 37.4% (see Table 2 below). You will not see procedure code for certain patients hospitalized for only psychiatric services, physical therapy, occupational therapy, respiratory services, testing (EKG/ECG, CAT Scan, respiratory services, IV Therapy, diagnostic radiology), and various pharmaceutical services. Instead you will find the services associated with their charges in the revenue codes. The years where you do see slight increases in the percent of missing procedures is influenced by the age of the case mix. For example, the CMS.GOV site reports that the Medicare Inpatient public use file is missing 47% of procedure codes.

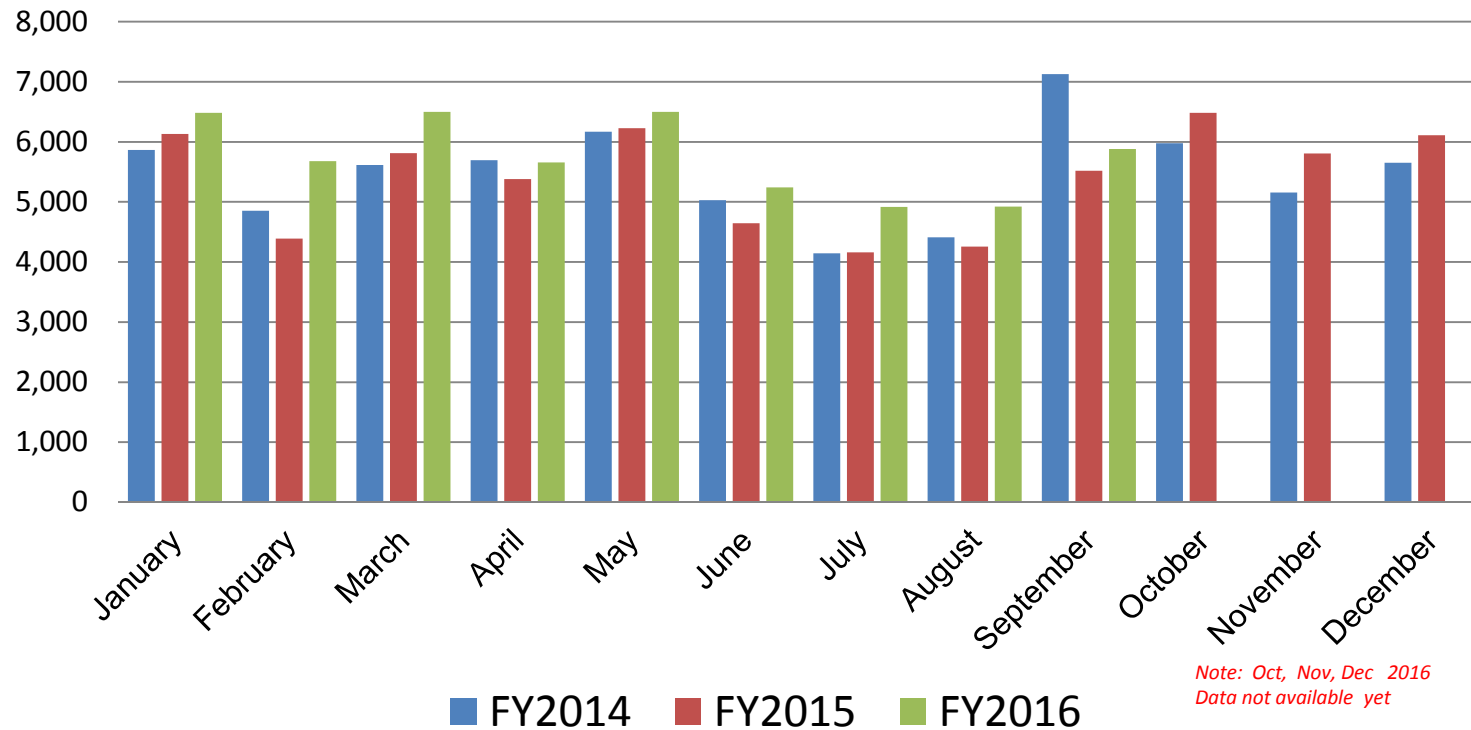


Question: We are using the All-Payer Claims Data (APCD) and noticed an increase in asthma cases seen the in APCD Emergency Department data in September 2014 and decreases during the summer months and wanted to know whether this pattern is also seen in the Case Mix data Outpatient Emergency Department data?



Answer: Yes, you will see that same pattern mirrored in the outpatient emergency department case mix data (see table below). September increases have been associated intensity of ragweed season and increased testing of students returning to school.

January 2014 to September 2016 Comparison by Month and Year of Outpatient Emergency Department Visits by Massachusetts Residents (All Ages)



Question: ICD-9-CM External Cause of Injury Codes (E-Codes) are no longer used. What ICD-10-CM codes have replaced them?

Answer: Previously, if a patient had an ICD-9-CM Injury code (800- 904.9 or 910-995.89 EXCEPT 995.60-995.69) an E-Code would be used to describe the cause, intent and activity associated with the injury or poisoning. In ICD-10-CM, the S-Codes and T-Codes are used for coding injuries and poisonings and V-Codes, W-Codes, X-Codes and Y-Codes are used for cause.

ICD-10-CM Injury and Poisoning Codes

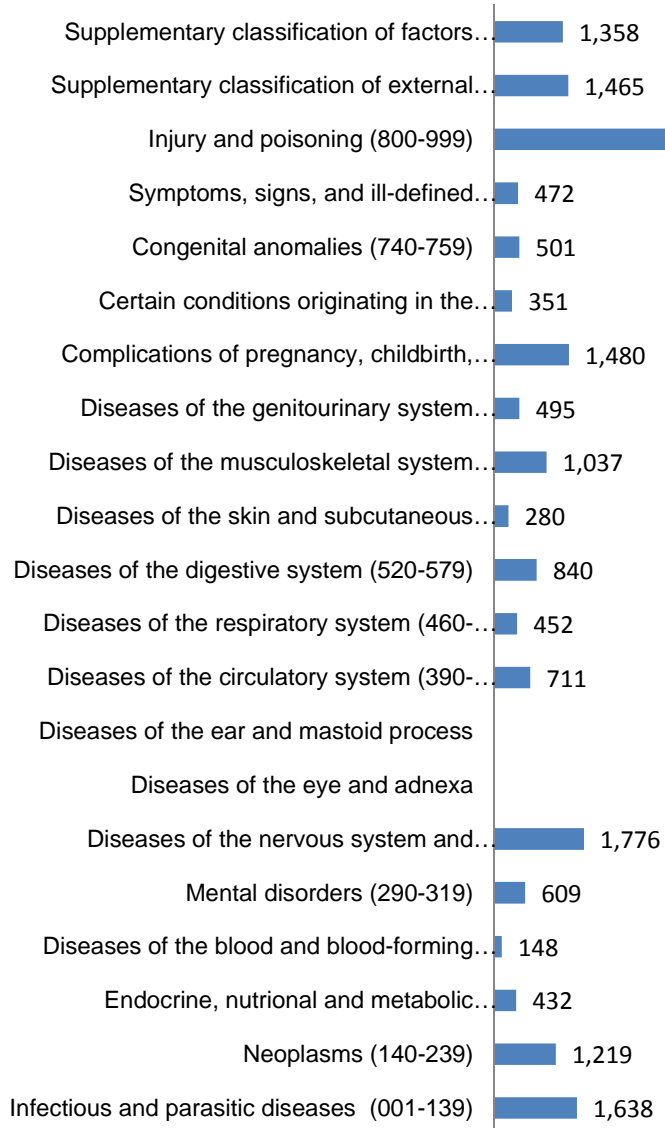
- [S00-S09](#) Injuries to the head
- [S10-S19](#) Injuries to the neck
- [S20-S29](#) Injuries to the thorax
- [S30-S39](#) Injuries to the abdomen, lower back, lumbar spine, pelvis and external genitals
- [S40-S49](#) Injuries to the shoulder and upper arm
- [S50-S59](#) Injuries to the elbow and forearm
- [S60-S69](#) Injuries to the wrist, hand and fingers
- [S70-S79](#) Injuries to the hip and thigh
- [S80-S89](#) Injuries to the knee and lower leg
- [S90-S99](#) Injuries to the ankle and foot
- [T07-T07](#) Injuries involving multiple body regions
- [T14-T14](#) Injury of unspecified body region
- [T15-T19](#) Effects of foreign body entering through natural orifice
- [T20-T25](#) Burns and corrosions of external body surface, specified by site
- [T26-T28](#) Burns and corrosions confined to eye and internal organs
- [T30-T32](#) Burns and corrosions of multiple and unspecified body regions
- [T33-T34](#) Frostbite
- [T36-T50](#) Poisoning by, adverse effect of and underdosing of drugs, medicaments and biological substances
- [T51-T65](#) Toxic effects of substances chiefly nonmedicinal as to source
- [T66-T78](#) Other and unspecified effects of external causes
- [T79-T79](#) Certain early complications of trauma
- [T80-T88](#) Complications of surgical and medical care, not elsewhere classified

ICD-10-CM Cause of Injury Codes

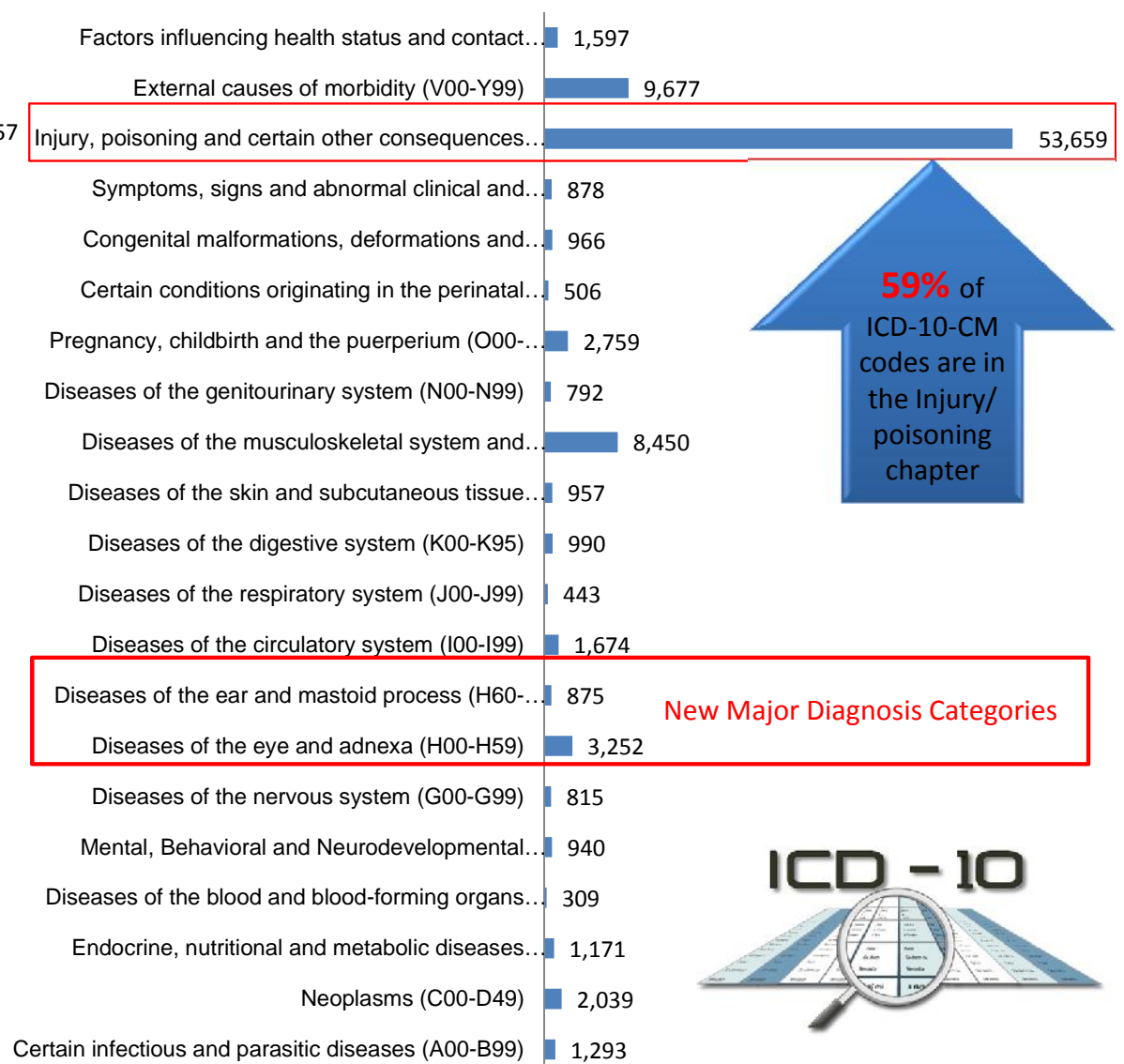
- [V00-V09](#) Pedestrian injured in transport accident
- [V10-V19](#) Pedal cycle rider injured in transport accident
- [V20-V29](#) Motorcycle rider injured in transport accident
- [V30-V39](#) Occupant of three-wheeled motor vehicle injured in transport accident
- [V40-V49](#) Car occupant injured in transport accident
- [V50-V59](#) Occupant of pick-up truck or van injured in transport accident
- [V60-V69](#) Occupant of heavy transport vehicle injured in transport accident
- [V70-V79](#) Bus occupant injured in transport accident
- [V80-V89](#) Other land transport accidents
- [V90-V94](#) Water transport accidents
- [V95-V97](#) Air and space transport accidents
- [V98-V99](#) Other and unspecified transport accidents
- [W00-W19](#) Slipping, tripping, stumbling and falls
- [W20-W49](#) Exposure to inanimate mechanical forces
- [W50-W64](#) Exposure to animate mechanical forces
- [W65-W74](#) Accidental non-transport drowning and submersion
- [W85-W99](#) Exposure to electric current, radiation and extreme ambient air temperature and pressure
- [X00-X08](#) Exposure to smoke, fire and flames
- [X10-X19](#) Contact with heat and hot substances
- [X30-X39](#) Exposure to forces of nature
- [X50-X50](#) Overexertion and strenuous or repetitive movements
- [X52-X58](#) Accidental exposure to other specified factors
- [X71-X83](#) Intentional self-harm
- [X92-Y09](#) Assault
- [Y21-Y33](#) Event of undetermined intent
- [Y35-Y38](#) Legal intervention, operations of war, military operations, and terrorism
- [Y62-Y69](#) Misadventures to patients during surgical and medical care
- [Y70-Y82](#) Medical devices associated with adverse incidents in diagnostic and therapeutic use
- [Y83-Y84](#) Surgical and other medical procedures as the cause of abnormal reaction of the patient, or of later complication, without mention of misadventure at the time of the procedure
- [Y90-Y99](#) Supplementary factors related to causes of morbidity classified elsewhere

Comparison of ICD-9-CM to ICD-10-CM Increase in Diagnosis Codes by ICD-10-CM Major Diagnosis Chapters

18,821 ICD-9-CM Codes



94,042 ICD-10-CM Codes



Link to the CMS ICD-9 to ICD-10
equivalency documentation.



- <https://www.cms.gov/Medicare/Coding/ICD10/2015-ICD-10-CM-and-GEMs.html>

Questions?



- Questions related to APCD :
(apcd.data@state.ma.us)
- Questions related to Case Mix:
(casemix.data@state.ma.us)

REMINDER: Please include your **IRBNet ID#**, if you currently have a project using CHIA data

Where can I find old User Workgroup presentations?



<http://www.chiamass.gov/ma-apcd-and-case-mix-user-workgroup-information/>

[CHIA Data](#) » [MA APCD](#) » [MA APCD and Case Mix User Workgroup Information](#)

MA APCD and Case Mix User Workgroup Information

These webinar workgroups bring together users of CHIA's APCD and Case Mix data with CHIA's in-house experts to discuss analytical techniques, issues with the data, and quality of the data. CHIA also uses these webinars to make announcements regarding new data releases, enhancements, and features. Each meeting features a segment where CHIA staff answer common questions from data users and field live questions from webinar participants.

Please register for one or both of these separate registration links. All meetings take place on Tuesday afternoons at 3:00 p.m.

Case Mix Workgroup Meeting Dates
NEXT MEETING Tuesday, March 23, 2017 3:00 PM - 4:00 p.m.
Case Mix Workgroup Registration

MA APCD Workgroup Meeting Dates
NEXT MEETING Tuesday, April 25, 2017 3:00 PM - 4:00 p.m.
MA APCD Workgroup Registration

Previous MA APCD / Case Mix Meeting Materials

MA APCD Tuesday, February 28, 2017

- [Presentation \(PDF\) | PPT](#)

Case Mix Tuesday, January 24, 2017

- [Presentation \(PDF\) | PPT](#)

Call for Topics and Presenters



If there is a **TOPIC** that you would like to see discussed at an MA APCD or Case Mix workgroup, contact Adam Tapply [adam.tapply@state.ma.us]

If you are interested in **PRESENTING** at an MA APCD or Case Mix workgroup, contact Adam Tapply [adam.tapply@state.ma.us]

You can present remotely from your own office, or in-person at CHIA.