

# CHIA USER WORKGROUP

---

Don Kirkwood (Manager of Data Release and Procurement)

Sylvia Hobbs (Associate Director of Data Strategy and User Support)

Scott Curley (Manager Privacy & Compliance)

July 25, 2023

# Agenda

---

- Announcements:
  - APCD Release CY 2021 Updates
  - FY22 Case Mix Release Projections
- Website Updates
- User Support Questions
  - Urgent Care Centers
  - Data Integration
  - ED Visit Volume
  - Newborns
- Q&A

# MA APCD CY 2021

---

- Available for request
- Applicants with *approved projects* that require updated APCD data (CY 2021 Data) should submit to CHIA a completed Exhibit B (*Certificate of Continued Need and Compliance*) of the Data Use Agreement. After submitting a completed Exhibit B you will receive an invoice (if applicable) for the requested data. Upon payment of the invoice the order for the data will be placed.
- **CY 2021 Data** includes data on services from January 2019 – December 2021 with six months of claim runout through June 2022.

# Case Mix FY22 Release

---

## \*CURRENT\* RELEASE TIMEFRAMES FOR EACH FILE:

- Inpatient (HIDD)

**Available for request**

- Emergency Department (ED)

**Available for request**

- Outpatient Observation (OOD)

**Fall**

- Applicants with *approved projects* that require newly available year(s) of Case Mix Data (e.g., FY 19) should submit to CHIA a completed Exhibit B (*Certificate of Continued Need and Compliance*) of the Data Use Agreement. After submitting a completed Exhibit B you will receive an invoice (if applicable) for the requested data. Upon payment of the invoice the order for the data will be placed.



# Website Release Updates

---

- Updates on the production of APCD and Case Mix databases and status of data requests are now posted to CHIA's website!
  - **Aim #1** is to provide weekly or bi-weekly status update on CHIA data products as they are in development.
  - **Aim #2** is to provide applicants with information about expected fulfillment status for individual data requests.
  - Request IDs will be communicated to Data Requestors via email.
- Please visit <http://www.chiamass.gov/status-of-data-requests/> to see the current status of releases.

# USER QUESTIONS

---

# Urgent Care Centers

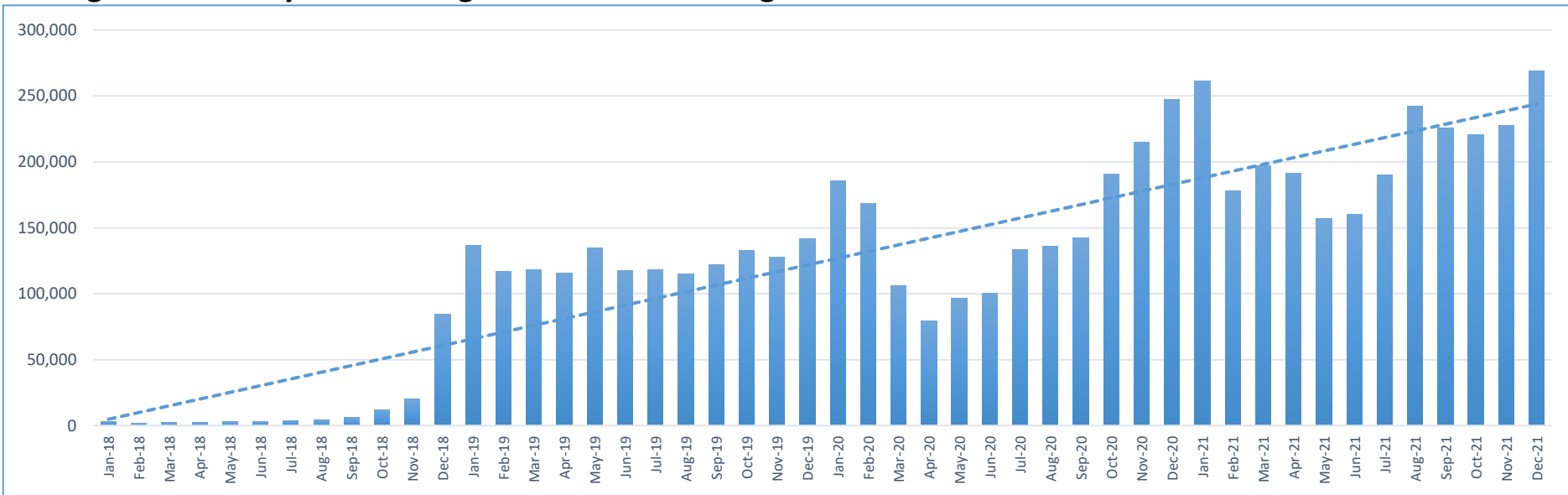
**Question:** I am applying for the MA APCD medical claims data to study the impact of the surge in urgent care centers on access to non-emergent medical care in Massachusetts. I am concerned about the quality of indicators for identifying urgent care centers. How complete are the site of service codes?

**Answer:** The field **Site of Service on NSF/CMS 1500 Claims (MC037)** has a 100% filing threshold. The field must be populated when **Type of Claim (MC094)** equals '001' for professional claim. The MA APCD CY2021 Release contains 682,078,306 medical claim lines where the Type of Claim is professional. For professional claim lines from Massachusetts service providers, the **Site of Service** field is 99.99% populated. There is one site of service coding option to urgent care centers:

Site of Service Code	Site of Service Name	Description
20	Urgent Care Center	Location, distinct from a hospital emergency room, an office, or a clinic, whose purpose is to diagnose and treat illness or injury for unscheduled, ambulatory patients seeking immediate medical attention.

From January 2018 through December 2021, there has been a significant upward trend in the medical claim lines coded as **site of service '20'** for urgent care centers with the highest surge in claim line volume occurring during the winter months. See Figure 1 below.

**Figure 1. January 2018 through December 2021 Urgent Care Center MA APCD Medical Claim Line Volume**



continued



**Answer (continued):** In addition to the site of service field, the **Service Provider Taxonomy** field (MC032) In the medical claims can be used to identify urgent care providers. In this field, insurance carriers report the standard taxonomy code that defines the provider specialty for the line of service. This field has a 98% filing threshold.

## The Taxonomy code for Urgent Care is 261QU0200X

The taxonomy code ‘261QU0200X’ code can be used by medical groups or individual providers. In MA APCD CY2021 Release medical claims, the number of distinct **rendering** providers who use the urgent care taxonomy count has more than doubled from calendar 2018 to calendar year 2021. **See Table 1 below.** It is important to note that many of the top **billing** providers who use the urgent care taxonomy code are also community health centers and multigroup specialties. See Table 2 below.

**Table 1. Rendering Provider Volume with Urgent Care Taxonomy by County**

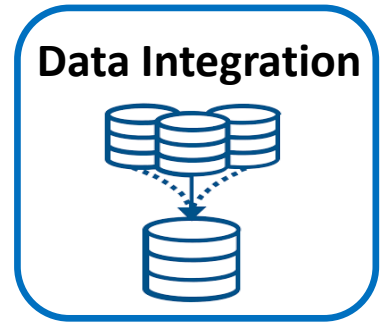
COUNTY	CY2018	CY2019	CY2020	CY2021
BARNSTABLE	64	102	106	118
BERKSHIRE	*	*	*	12
BRISTOL	24	99	46	36
DUKES	*	*	*	*
ESSEX	62	155	166	146
FRANKLIN	*	*	*	*
HAMPDEN	52	90	84	93
HAMPSHIRE	13	29	28	29
MIDDLESEX	148	302	275	320
NANTUCKET	*	*	*	*
NORFOLK	119	246	263	295
PLYMOUTH	34	54	50	60
SUFFOLK	104	207	283	253
WORCESTER	49	103	95	131

**Table 2. Top 15 Billing Providers with Urgent Care Taxonomy**

EAST BOSTON CHC
CONVENIENT MD LLC
EAST BOSTON NEIGHBORHOOD HEALTH CENTER
PATRIOT URGENT CARE
CAREWELL URGENT CARE
AFC URGENT CARE
MGH-CHELSEA HEALTHCARE CENTER
DOCTORS EXPRESS
PARTNERS URGENT CARE LLC
MEDEXPRESS URGENT CARE PC MASSACHUSETTS
SOUTH SHORE HEALTHEXPRESS
CODMAN SQUARE CHC
DORCHESTER HOUSE CHC
CAMBRIDGE HEALTH ALLIANCE
URGENT CARE BOSTON MEDICAL CENTER



Question: I requested the decrypted National Provider Identifier (NPI) in the MA APCD medical claims to link to the CMS National Plan and Provider Enumeration System (NPPES) NPI Registry. I am now also considering applying for the MA APCD’s provider table which I understand can be linked to the medical claims via provider linkage IDs and carrier organization IDs. If I wanted to link the decrypted NPI in the MA APCD provider table to the CMS registry, I first wanted to know whether CHIA had run any integration tests to determine that the same NPIs in the medical claims data can consistently be found in the MA APCD provider table.

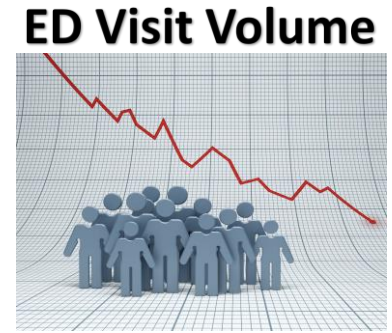


Answer: Yes, CHIA routinely conducts data integration tests between all the MA APCD tables. The NPIs in the MA APCD CY2021 medical claims have an over 99% integration with the NPIs in the provider table. **See integration test results in Table 1 below.** The less than 1% of records by year when the NPIs do not link are mostly attributable instances where an NPI was submitted with a missing digit.

**Table 1. Integration Test Results between Medical Claims NPIs and Provider Table NPIs**

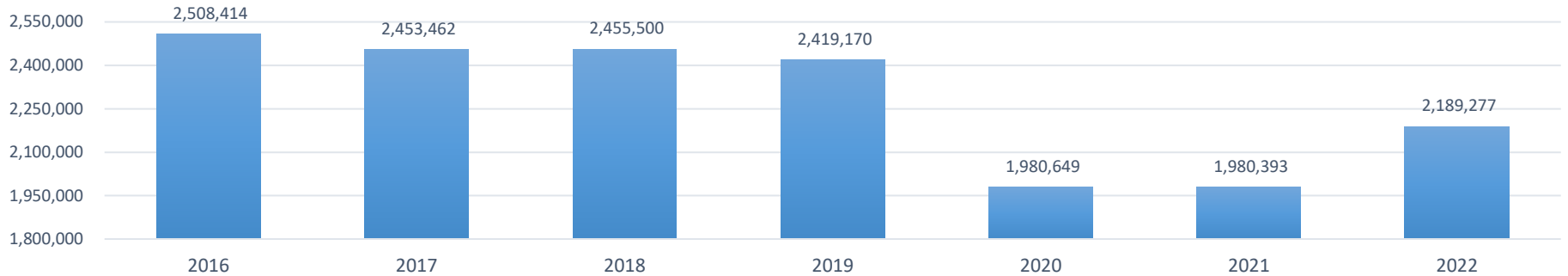
Volume of Distinct NPIs in Medical Claims CY2021 Release				
Calendar Year	2018	2019	2020	2021
Billing Provider NPIs	50,117	68,594	69,166	72,038
Service Provider NPIs	70,820	95,084	98,733	104,743
Rendering Provider NPIs	71,770	96,169	99,765	106,612
Integration of Medical Claims NPIs with Provider Table NPIs				
Billing Provider NPIs	99.87%	99.70%	99.74%	99.69%
Service Provider NPIs	99.90%	99.65%	99.69%	99.57%
Rendering Provider NPIs	99.82%	99.55%	99.61%	99.53%

**Question:** During the pandemic, the Massachusetts ED visit volume dropped significantly. I understand the latest release of the outpatient ED visit data is now available. Have ED visits continued to trend downward in Massachusetts?

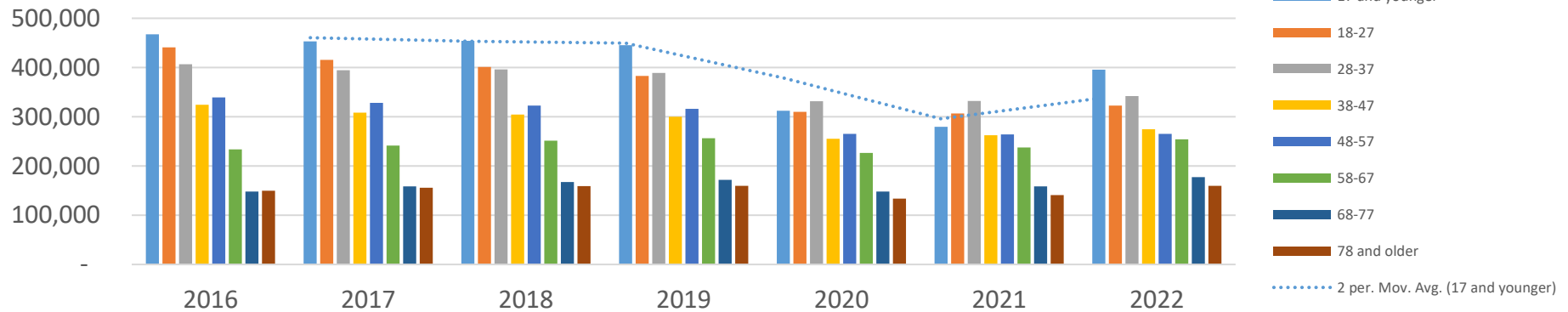


**Answer:** No, even though the Massachusetts ED visit volume decreased by 18% from FY2019 to FY2020, and continued to trend downward in FY2021, the latest FY2022 release shows ED visits trending upward by 11% from FY2021 to FY2022. See Figure 1 below. The most pronounced FY2022 increase in visit volume was among the pediatric population age 17 years old and younger. See Figure 2 below.

**Fig 1. ED Visit Volume by Fiscal Year: 2016 - 2022**



**Fig 2. FY2016 through FY2022 ED Visit Volume by Age Group**

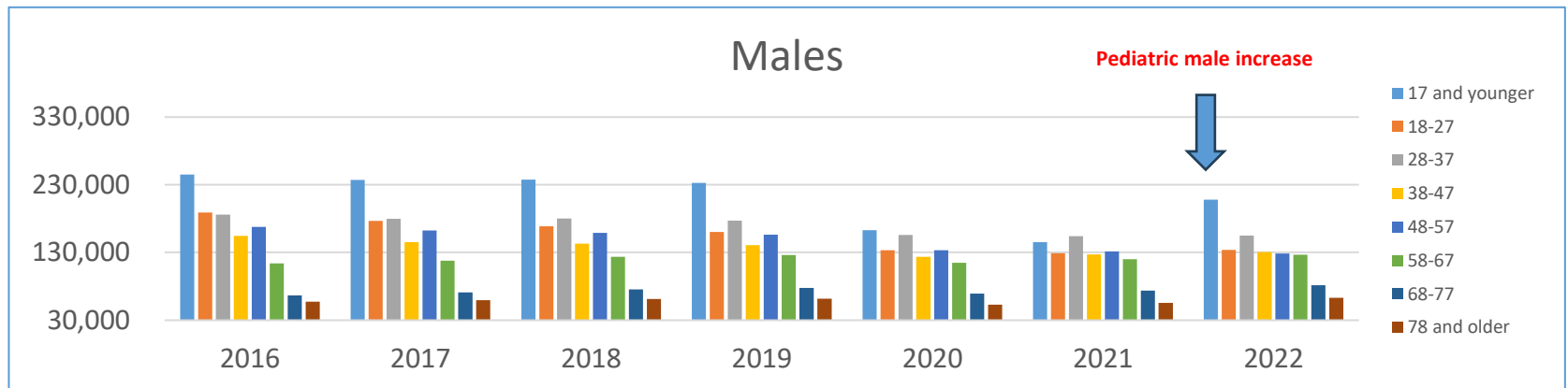
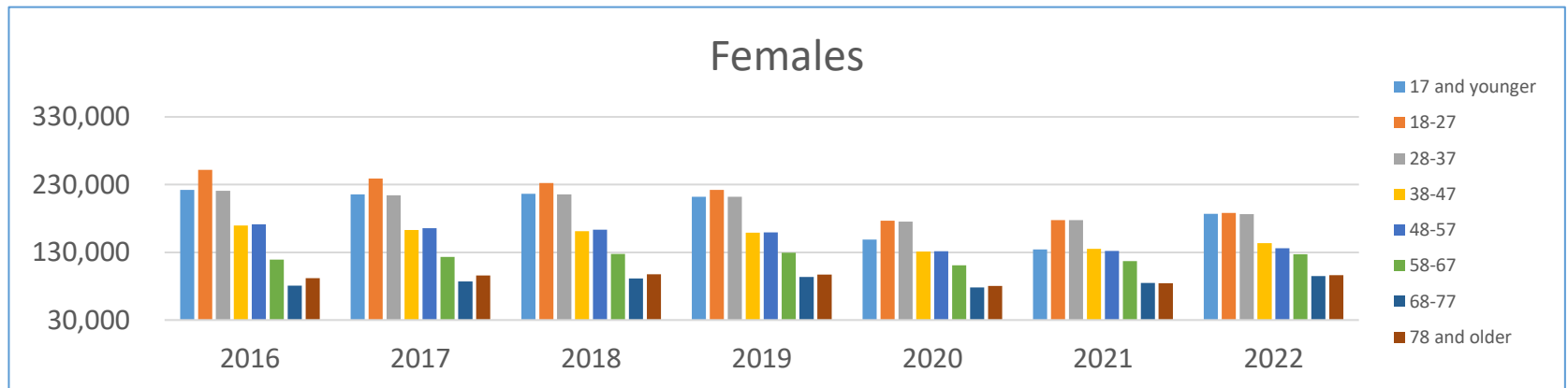


# ED Visit Volume



**Answer (continued):** Historically, the pediatric population has a higher ED visit volume. While the pediatric (age 17 and younger) increased from 279,500 visits in FY2021 to 395,173 visits in FY2022, when the FY2022 ED visit volume is stratified both by age group and sex, the large FY2022 pediatric increase is mainly attributable to males. See Figure 3 below.

**Fig 3. FY2016 through FY2022 ED Visit Volume by Age Group and Sex**



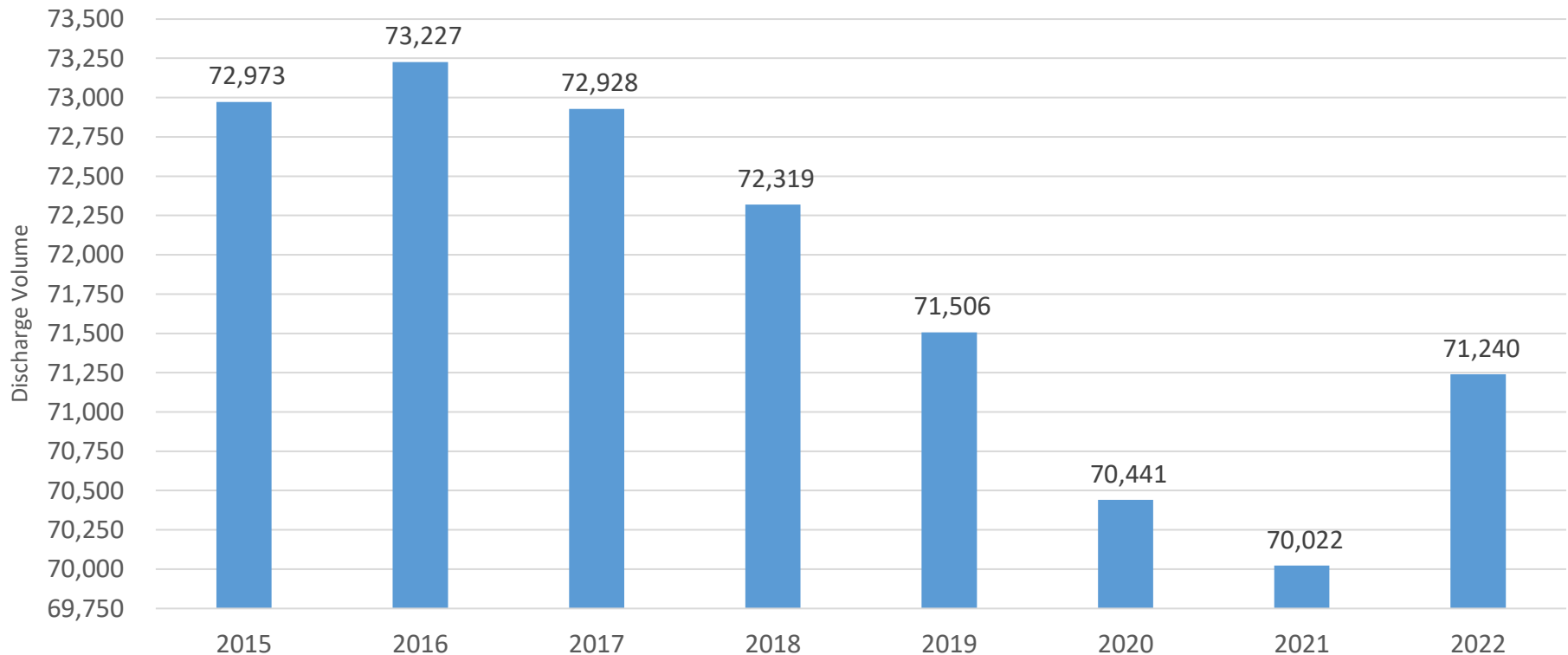
# Newborns

Question: Have newborns continued to trend downward in Massachusetts?

Answer: Also, in the most recent inpatient data, over the past six years there has been a continuous downward trend in newborns in Massachusetts. The most recent FY2022 hospital inpatient discharge data has revealed a surprising reverse in the trend. From FY2021 to FY2022, there was a 1.8% increase in Massachusetts newborns. See Figure 4 below.



**Fig 4. Comparison of Newborn Annual Hospital Inpatient Discharge Volume from FY2015 through FY2022**



# Where can I find past User Workgroup Presentations?

- <http://www.chiamass.gov/ma-apcd-and-case-mix-user-workgroup-information/>

## MA APCD / Case Mix Meeting Presentations

2019 Presentations	
2019 MA APCD Presentations	2019 Casemix Presentations
<p>MAAPCD Tuesday, November 26, 2019</p> <ul style="list-style-type: none"><li>• <a href="#">Presentation (PDF)   Word</a></li></ul>	<p>Please Note:</p> <p>The Case Mix Workgroup Meeting for December 2019 was cancelled.</p>
<p>MAAPCD Tuesday, September 24, 2019</p> <ul style="list-style-type: none"><li>• <a href="#">Presentation (PDF)   PPT</a></li></ul>	<p>Case Mix Tuesday, October 22, 2019</p> <ul style="list-style-type: none"><li>• <a href="#">Presentation (PDF)   PPT</a></li></ul>
<p>MAAPCD Tuesday, July 23, 2019</p> <ul style="list-style-type: none"><li>• <a href="#">Presentation (PDF)   PPT</a></li></ul>	<p>Case Mix Tuesday, August 27, 2019</p> <ul style="list-style-type: none"><li>• <a href="#">Presentation (PDF)   PPT</a></li></ul>

# When is the next User Group meeting?

- The next User Group will meet Tuesday August 22.
- <http://www.chiamass.gov/ma-apcd-and-case-mix-user-workgroup-information/>

# Resultant Research Using CHIA Data

- <https://www.chiamass.gov/resultant-research-using-chia-data>



[CHIA Data](#) » [Resultant Research Using CHIA Data](#)

## Resultant Research Using the MA APCD and CHIA's Case Mix Data

---

The table below contains a sample of external research publications using CHIA's MA APCD and Case Mix data (by year of publication). Case Mix specific research is highlighted in gray. If you have questions please email [apcd.data@state.ma.us](mailto:apcd.data@state.ma.us) and/or [casemix.data@state.ma.us](mailto:casemix.data@state.ma.us).

# Questions?

---

- Questions related to MA APCD:  
[apcd.data@chiamass.gov](mailto:apcd.data@chiamass.gov)
- Questions related to Case Mix:  
[casemix.data@chiamass.gov](mailto:casemix.data@chiamass.gov)

REMINDER: Please include your **IRBNet ID#**, if you currently have a project using CHIA data.