



MA Center for Health Information & Analysis

MA APCD User Workgroup

January 23, 2018

Agenda



- Updates on MA APCD Release 6.0
- Summarized Data Reports
- Publications Using CHIA Data – CHIA Website Update
- User Support Slide Topics:
 - MA APCD Inpatient Deaths in the Medical Claims file
 - Difference between Pharmacy data in the MA APCD vs Case Mix
 - Unknown Gender in the Member Eligibility file
 - Difference between financial data in the MA APCD vs Case Mix
- Q&A

MA APCD Release 6.0



- Will encompass data from January 2012 – December 2016 with six months of claim runout
- Apply now by listing 2016 in the “Years Requested” section of the current application form

Available here: <http://www.chiamass.gov/application-documents>

- Make sure you’re signed up for CHIA’s email list to receive important announcements:

[Sign Up Here](#)

MA APCD Release 6.0 Highlights



CHIA.

- 4 carriers added to the Pharmacy versioning:
 - (P1) 301 - Health New England
 - (P2) 12226 - Minuteman Health
 - (P3) 10632 - Anthem
 - (P4) 302 - Health Plans Inc.
- 3 new data submitters:
 - Catamaran
 - Harvard Pilgrim Medicare Advantage
 - United Healthcare – Medicare & Retirement - SCO

MA APCD Release 6.0 Highlights



CHIA.

New and improved Member Enterprise ID (MEID)

- Allows de-identified linkage of members across plans/products/years – has been retooled and improved
- Master Data Management (MDM) approach updated to work with hashed patient information
- Added Nickname processing for first names (Joe, Joseph)
- Added NYSIIS phonetic processing for last names (Smith, Smyth)
- Removed the Pharmacy Benefit Manager data from the MDM process to decrease the duplication of member data by upwards of 40%

Other Release 6.0 Notes



- Several carriers have stopped submitting data either due to the decision in *Gobeille v. Liberty Mutual* around self-insured members or because they have left the MA market
- These carriers will still be present in Release 6.0, but only limited 2016 data will be available as they only submitted data for a portion of the year
 - Most stopped submitting between Jan 2016 and Aug 2016
- A full list of the carriers that have stopped submitting will be in the Release 6.0 release documentation, which should be available next month

Data Release Timeframe



- CHIA IT expects to start fulfilling requests for MA APCD Release 6.0 in mid-February.
- Due to the size of the data and QA required for each extract, they can take around 7 days each to create
- Requests from state agencies are always given priority over non-government data requests

Future Years of Data



Applicants can now request FUTURE YEARS OF DATA for both MA APCD and Case Mix.

- Initial project requires Data Privacy Committee and Data Release Committee review
- Additional years or release versions of data will be released *upon availability* and the Recipient's completion of a Certificate of Continued Need (Exhibit B of the DUA)
- No additional review required for these additional years of data unless your request changes
- Normal data fees still apply

Future Years of Data



- No longer required to check any boxes on the application form for future years of data
- List the years you would like to request and we will fulfill all years available with the current Release
- To request future years of data (no longer limited to the upcoming 5 years), just click the box for “Subscription”

Exhibit A: CHIA Non-Government All-Payer Claims Data Application

August 2017 v.1.0

1. List years of data requested (only list years available in the [current Release Version](#)): _____

2. Please indicate below whether this is a one-time request, or if the described Project will require a subscription.

One-Time Request **OR** Subscription

Summarized Data Reports



- CHIA has updated our [Data Release Regulations](#) to allow for ***Summarized Data Reports***
- Will contain only aggregate data (data summaries) and De-identified Data, sourced from MA APCD and Case Mix data
 - Examples of Summarized Data Reports include: counts; totals; rates per thousand; index values; and other standardized metrics.
 - Will be subject to CHIA's cell suppression policy (no cell less than 11 will be displayed)
- Request form can be found on the MA APCD Application Documents page:
<http://www.chiamass.gov/application-documents>

Summarized Data Reports




- In determining whether to compile such a report, CHIA will consider the **public interest served**, the **availability of its resources**, the **complexity** of the request, and **privacy concerns** (i.e. that there is no more than a minimal risk to individual privacy in the public release of the report)
- Submit the request via a new form (to be published after the revised regulation goes into effect.
 - Data Use Agreement and Data Management Plan not required
- The Executive Director (or his/her designee) will approve or deny such requests. Such approval/denial is final and not subject to further review or appeal.
- A support/production fee of \$140/hour will be charged

Publications Using CHIA Data



- MA APCD and Case Mix websites now have galleries highlighting research completed by previous applicants for CHIA data using MA APCD and Case Mix
- If you would like to be included in the list, please send the publication citation and/or hyperlink to the publication to Adam.Tapply@state.ma.us
- These lists will be updated continually and will contain links to requestor's original application form on the public comment page



MA APCD Release 5.0 Documentation	
Government	Non-Government (Limited Data Set-LDS)
<ul style="list-style-type: none">• Documentation Guide• Data Specifications	<ul style="list-style-type: none">• Documentation Guide• Data Specifications
MA APCD Documentation Archive	
User Support / Contact Us	
MA APCD / Case Mix User Workgroup	apcd.data@state.ma.us (Please include your IRBNet Number and/or name of PI, if a current data user)
MA APCD Technical Data Profiles	
Information for Data Submitters	
<ul style="list-style-type: none">• Health Care Data Submission Information	
CHIA Projects Using MA APCD Data	
<ul style="list-style-type: none">• Report on the Performance of the Massachusetts Health Care System• Enrollment Trends• MassHealth Baseline Statistics	
External Projects Using MA APCD Data	
<ul style="list-style-type: none">• See a sample of external research using MA APCD Data	

Publications Using CHIA Data



Link to the MA APCD gallery:

<http://www.chiamass.gov/resultant-research-using-apcd-data/>



[CHIA Data](#) » [MA APCD](#) » [MA APCD Applications Received and Commenting](#) » [Resultant Research Using APCD Data](#)

Resultant Research Using APCD Data

Below are a sample of publications using research from CHIA APCD data.

Investigator and Organization	Article Title (hyperlink if available)	Journal	Full Citation	CHIA APCD Application
Amresh Hanchate, Associate Professor, Boston University School of Medicine	Massachusetts Health Reform's Effect on Hospitals' Racial Mix of Patients and on Patients' Use of Safety-net Hospitals	Medical Care	Lasser, Karen E; Hanchate, Amresh D; McCormick, Danny; Chu, Chieh; Xuan, Ziming; Kressin, Nancy R: Massachusetts Health Reform's Effect on Hospitals' Racial Mix of Patients and on Patients' Use of Safety-net Hospitals. Medical Care. 54(9):827-836, September 2016.	Patterns in ED Use With and Without Ambulance Use, and Subsequent Healthcare Utilization
Eric Roberts, PhD Candidate, Johns Hopkins, Bloomberg School of Public Health	Do Medicaid MCOs Affect Office-Based Physicians' Incentives to Participate in Medicaid? An Analysis Using Massachusetts Data	Dissertation	Robert ET. Do Medicaid MCOs affect office-based physicians' incentives to participate in Medicaid? An analysis using Massachusetts data. Dissertation, Chapter 4. Johns Hopkins University Bloomberg School of Public Health; March 2015: 181-288.	Do Commercial MCO's Influence Physicians' Incentives to Accept Medicaid Patients?
Robert Town and Elena Prager, Associate Professor / PhD Candidate, Northwestern University, Kellogg School of Management	Consumer Responsiveness to Simple Health Care Prices: Evidence From Tiered Hospital Networks		Prager E. Consumer responsiveness to simple health care prices: evidence from tiered hospital networks. Kellogg School of Management, Northwestern University; September 2017.	The Effect of Limited and Tiered Provider Networks on Utilization, Quality, and Cost of Care



QUESTIONS?

Question: MC023 (Discharge Status = '20' Inpatient death) is a main outcome measure in our research. How do we estimate the magnitude of deaths for the Massachusetts population occurring in other settings not included in the MA APCD and assess how close MA APCD Medical Claims inpatient deaths are to state death records?

Answer: The Centers for Disease Control and Prevention Wide-ranging Online Data for Epidemiologic Research (CDC Wonder) search engine at <https://wonder.cdc.gov/> allows the public to conduct customized online queries of state death data by year, state, place of death and other demographic factors. Deaths in an inpatient medical facility setting annually account for approximately 29% of Massachusetts population deaths (See Table 1 below).

Table 1. Massachusetts Annual Death Count by Place of Death from CDC Wonder

Place of Death	2013		2014		2015	
	Total Deaths	Percent	Total Deaths	Percent	Total Deaths	Percent
Decedent's Home	14,920	27.4%	14,942	27.1%	14,423	25.0%
Hospice Facility	157	0.3%	864	1.6%	2,628	4.5%
Medical Facility-Dead on Arrival	612	1.1%	635	1.2%	597	1.0%
Medical Facility-Inpatient	16,279	29.9%	16,427	29.8%	16,984	29.4%
Medical Facility-Outpatient or ER	4,015	7.4%	4,169	7.6%	4,425	7.7%
Nursing Home/Long Term Care	15,586	28.6%	15,344	27.8%	16,094	27.9%
Other	2,923	5.4%	2,776	5.0%	2,626	4.5%
Total Annual Deaths	54,492	100%	55,157	100%	57,777	100%

You can compare CDC Wonder Massachusetts inpatient death distribution by age groups (see Figure 1 below) to Massachusetts resident deaths in MA APCD medical claims by counting distinct Member EIDS with **MC023 code of 20** to assess the closeness of deaths reported to the CDC to deaths inpatient deaths in MA APCD claims data (see Figure 2 below).

Figure 1. CDC Age Distribution of Inpatient Deaths

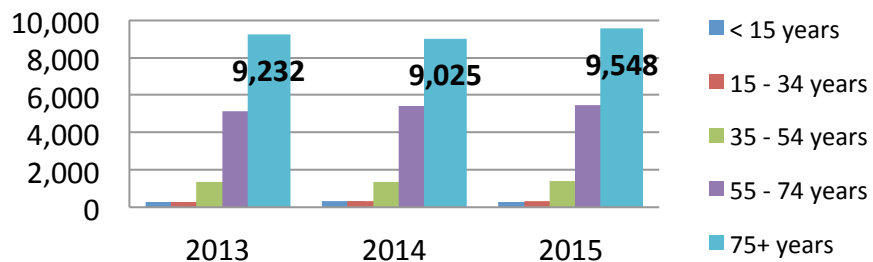
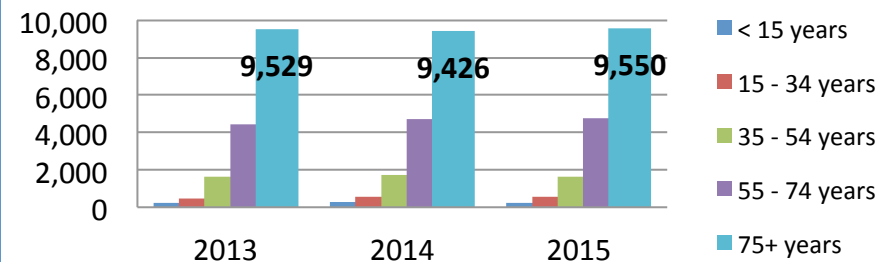


Figure 2. MA APCD Age Distribution of Inpatient Deaths




Question: What is the difference between the information on pharmaceuticals in administrative Case Mix data and the MA APCD?



Answer: The Case Mix data includes revenue codes, CPT codes and HCPCS codes for pharmaceuticals administered in the Massachusetts acute care setting without detailed drug name nor dosage information. The MA APCD includes the revenue codes, CPT codes and HCPCS for all inpatient and outpatient care settings and detail pharmacy claims drug information. See Table Below.

Comparison of Types of Pharmacy Information Contained in Case Mix Data and APCD

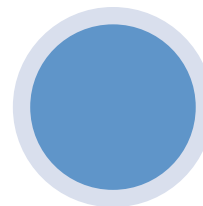


Case Mix Pharmacy Information

Inpatient revenue codes on generic, non-generic, take-home, experimental, IV therapeutic and diagnostic pharmaceuticals, charges (**Inpatient Acute Care in Massachusetts**)

CPT Codes on professionally administered home injectable/infusion, inhalation, therapeutic and diagnostic pharmaceuticals, and charges (**ED or Observation Stay in Massachusetts**)

HCPCS codes on therapeutic and diagnostic pharmaceuticals, and charges (**ED or Observation Stay in Massachusetts**)



MA APCD Pharmacy Information

Inpatient revenue codes on generic, non-generic, take-home, experimental, IV therapeutic and diagnostic pharmaceuticals, charges and paid amount (**All Inpatient Care Settings including Acute Care, Specialty Hospitals, and Nursing Homes**)

CPT Codes on professionally administered home injectable/infusion, inhalation, therapeutic and diagnostic pharmaceuticals, charges and paid amount (**All outpatient care settings including home health services**)

HCPCS codes on therapeutic and diagnostic pharmaceuticals, charges and paid amount (**All outpatient care settings including home health services**)

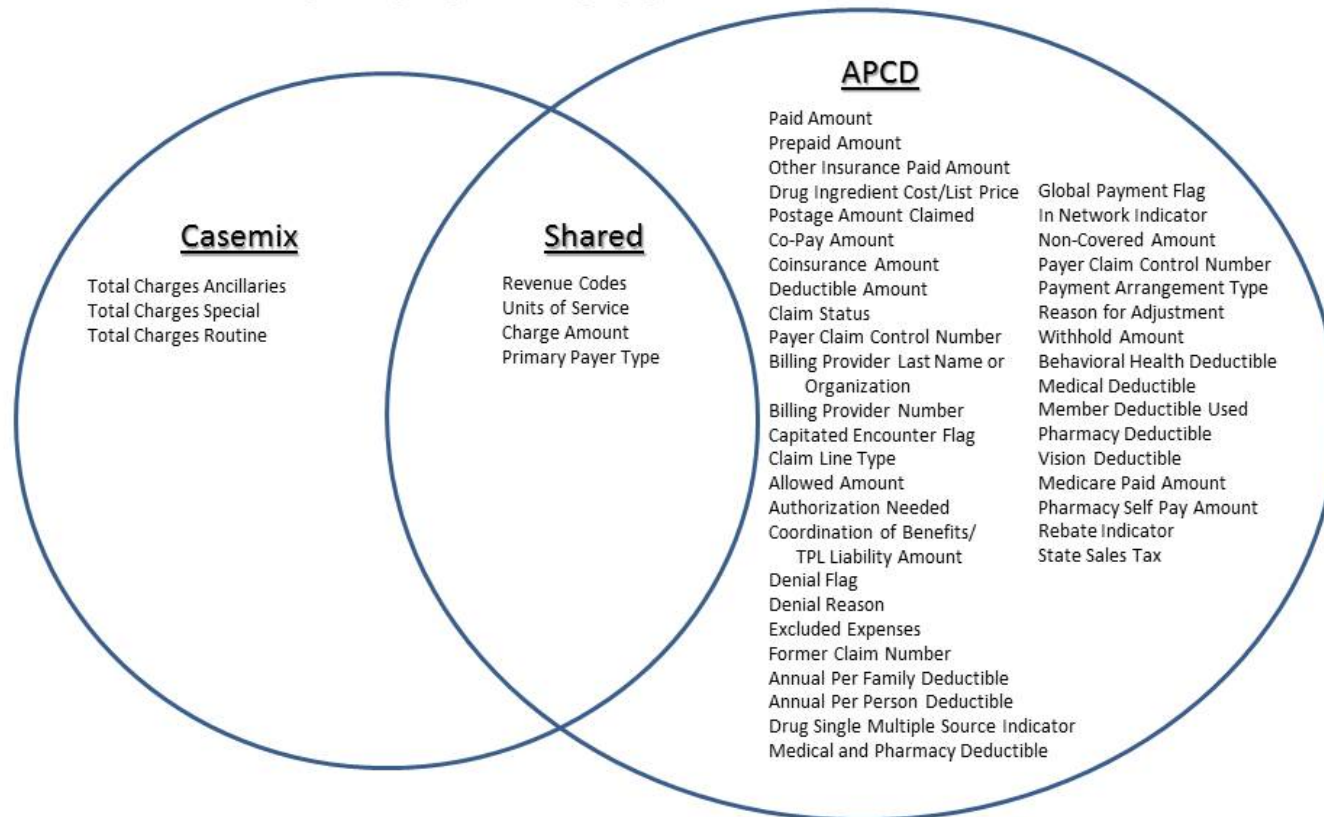
Detailed Pharmaceutical Claims which include drug Codes, units of measure, refills, days supply, quantity dispensed, route of administration, sales tax, rebates, charges and paid amount

Question: What is the difference between the Financial Data in Case Mix and MA APCD?



Answer: Case Mix data is limited to charges, revenue codes, service units, and payer information. The MA APCD contains all of this information in addition to detail payment amounts by insurer and patient. **See Venn Diagram below.**

Financial Data



Question: Is there any way to determine the gender for those who have gender listed “unknown” in the eligibility file?



Answer: 96% of Unknown Member Gender Records in Eligibility File* are records belonging to two dental carriers. It is possible to link the ME file MEIDs to their medical claims to obtain consistently reported gender information for approximately 50% of the records.

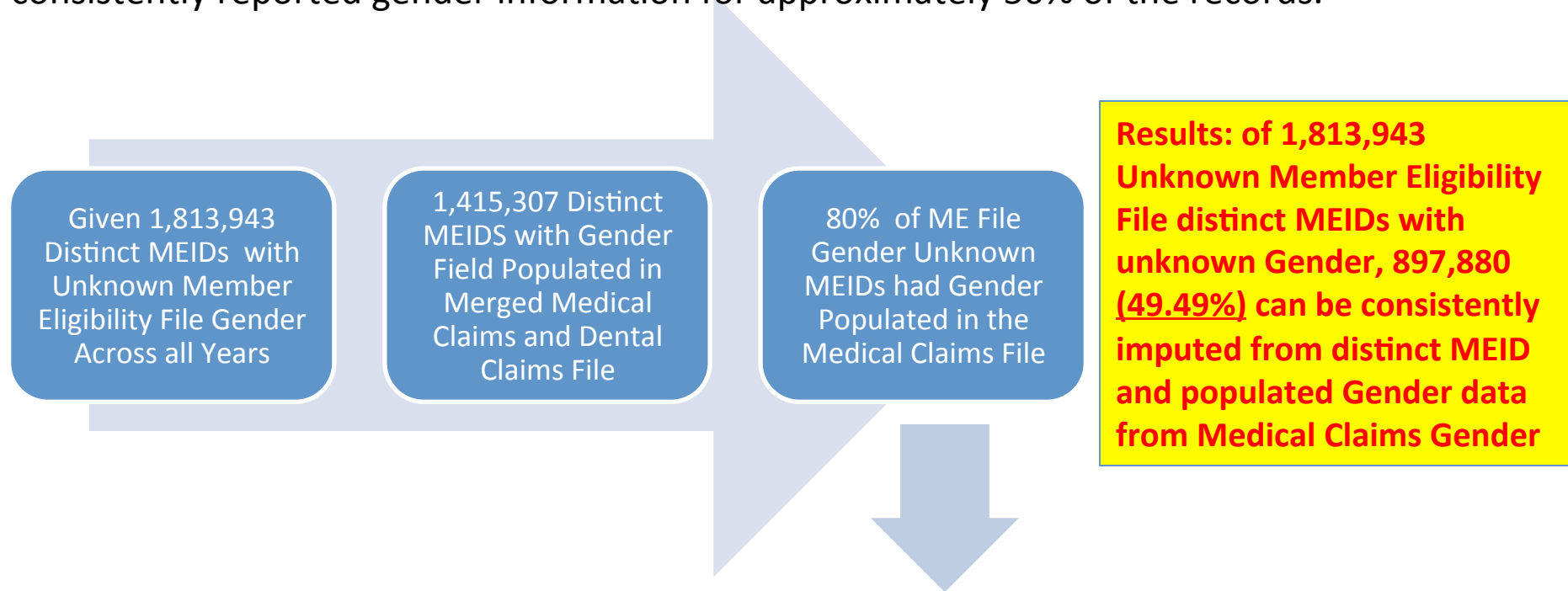


Table 1. ME Gender Unknown MEIDs linked to Medical Claims file by Consistency of Gender Reporting

Gender	Percent	MC MEIDs
Consistent Single Gender Reported Across All Medical Claims	61.87%	897,880
Two Conflicting Genders Reported on Different Medical Claims	38.13%	553,427

* Data Source: MA APCD Release 5.0

Questions?



- Questions related to MA APCD:
(apcd.data@state.ma.us)
- Questions related to Case Mix:
(casemix.data@state.ma.us)

REMINDER: Please include your **IRBNet ID#**, if you currently have a project using CHIA data

Call for Topics and Presenters



If there is a **TOPIC** that you would like to see discussed at an MA APCD or Case Mix workgroup in 2018, contact Adam Tapply [adam.tapply@state.ma.us]

If you are interested in **PRESENTING** at an MA APCD or Case Mix workgroup in 2018, contact Adam Tapply [adam.tapply@state.ma.us]

You can present remotely from your own office, or in-person at CHIA.