



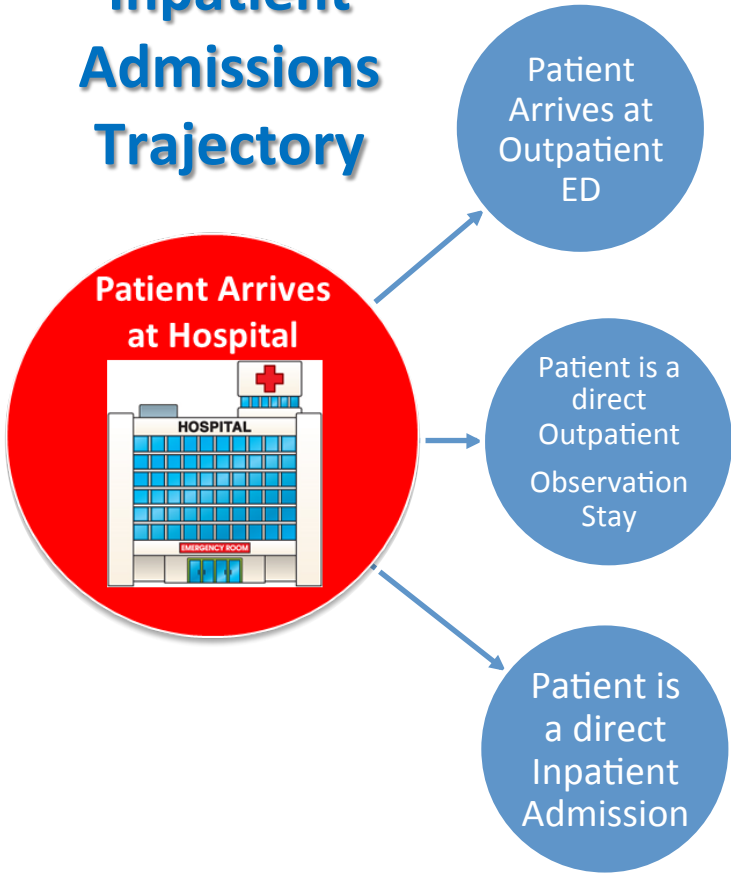
TUTORIAL

How to Count Patients Admitted from the
Emergency Department (ED) in the Casemix
Hospital Discharge Data (HDD)

How Do I Count Patients Admitted from the Emergency Department (ED) in the Casemix Hospital Discharge Data (HDD)?



Patient Inpatient Admissions Trajectory



Emergency Department

- Dead on Arrival, Routine Department, Left Against Medical Advice, Transferred, Expired in ED

Patient Seen in Observation Stay

- Patient Admitted to Hospital

Observation Stay


- Routine Departure, Left Against Medical Advice, Transferred, Expired in Observation Stay

- Patient Admitted to Hospital

Inpatient Admission

- Routine Discharge, Left Against Medical Advice, Discharged/Transferred to another facility, Expired while inpatient

- Patient Admitted to Hospital



How to Count Patients Admitted from the Emergency Department (ED) in the Casemix Hospital Discharge Data (HDD)



Patients admitted directly from the ED do not have a record in the ED Visit data. Services associated with their ED visit are rolled into their inpatient hospital discharge data (HDD). If you need to include these patients in an ED volume count or determine what proportion of ED patients contribute to inpatient discharge volume, here are the methods you can use.

ED Flag Code

HDD contains an ED Flag Code with the following coding options:

<u>ED Flag Code</u>	<u>Admitted ED Patient Status Definition</u>
0	Not admitted from the ED, no ED visit reflected in this record
1*	Not admitted from the ED, but ED visit(s) reflected in this record
2	Admitted from the ED

METHOD



Filter HDD by **ED Flag Code 2** to count inpatient discharges admitted from the ED

Filter by ED Flag Code 2



Approximately 90% of hospitals submit enough data ED Flag Code data to determine the number of patients admitted through the ED. Other field can be used to determine admissions through ED for the other 10%.

* Note: Code 1 is for patients not admitted as an inpatient directly from the ED, but a recent ED visit is included in this record because of “payment window” rules.

How Do I Count Patients Admitted from the Emergency Department (ED) in the Casemix Hospital Discharge Data (HDD)? *(continued)*



Source of Admission

While 90% of hospitals consistently use the ED Flag Code to indicate admissions through ED, for the 10% that do not, primary and secondary **source of admission codes** can be used.

HDD contains Source of Admission Code with the following coding options:

0 = Information N/A	9 = Other (to include level 4 Nursing Facility)
1 = Direct Physician Referral	L = Outside Hospital Clinic Referral
2 = Within Hospital Clinic Referral	M = Walk-In/Self Referral
3 = Direct Health Plan or HMO Referral	R = Within Hospital ED Transfer
4 = Transfer from an Acute Hospital	T = Transfer from Another Institution's Ambulatory Surgery
5 = Transfer from a SNF	W = Extramural Birth
6 = Transfer from Intermediate Care	X = Observation
7 = Outside Hospital ED Transfer	Y = Within Hospital Ambulatory Surgery Transfer
8 = Court/Law Enforcement	



METHOD

Filter HDD by **Primary or Secondary Source of Admission Code R** to count Inpatient discharges admitted from the ED

Filter by Code R





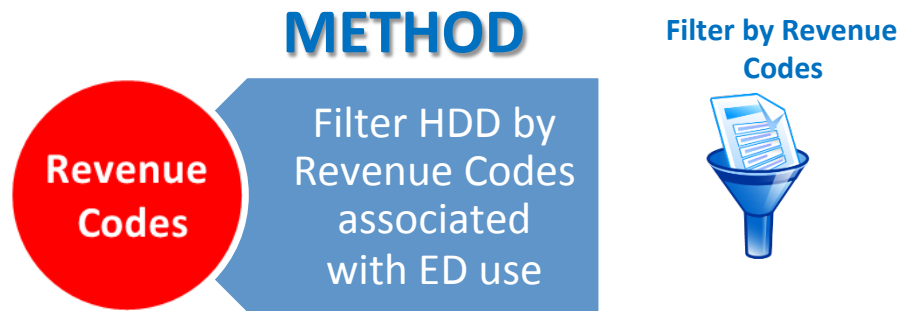
How Do I Count Patients Admitted from the Emergency Department (ED) in the Casemix Hospital Discharge Data (HDD)? *(concluded)*

Revenue Codes

Outpatient ED services provided to those admitted to inpatient status appear in the inpatient HDD **Revenue Codes**.

HDD contains Revenue Codes with the following coding options for ED use:

0450 = Emergency Room
0451 = Emergency Room: EM/EMTALA
0452 = Emergency Room: ER/ Beyond EMTALA
0456 = Emergency Room: Urgent care
0459 = Emergency Room: Other emergency room
0981 = Professional fees : Emergency room



The most commonly used revenue code for emergency department services is Revenue Code 0450. In the past 2 years, a few began using codes 0459 and 0981.