

# CHIA USER WORKGROUP

---

Don Kirkwood (Manager of Data Release and Procurement)

Sylvia Hobbs (Manager of User Support)

Scott Curley (Manager Privacy & Compliance)

May 25, 2021

# Agenda

---

- Announcements:
  - APCD Release 8.0 Updates
  - FY20 Case Mix Release Projections
  - Data Release and Application Update
- Website Updates
- Application Reminders
- User Support Questions
  - Ambulatory Surgery Centers
  - Taxonomy Codes
  - Trauma Centers in MA APCD compared to Case Mix
  - Discharge Status
- Q&A

# MA APCD Release 8.0

---

- Available **NOW**
- Applicants with *approved projects* that require updated APCD data (Release 8.0) should submit to CHIA a completed Exhibit B (*Certificate of Continued Need and Compliance*) of the Data Use Agreement. After submitting a completed Exhibit B you will receive an invoice (if applicable) for the requested data. Upon payment of the invoice the order for the data will be placed.
- **Release 8.0** includes data on services from January 2014 – December 2018 with six months of claim runout (includes paid claims through 6/30/19).
- Will be linkable to Release 7.0 via crosswalk
- Additional information on highlights and enhancements will be presented in future APCD User Workgroups.

# Case Mix FY20 Release

---

## \*CURRENT\* RELEASE TIMEFRAMES FOR EACH FILE:

- Inpatient (HIDD)  
**Available for request**
- Emergency Department (ED)  
**Late Summer 2021**
- Outpatient Observation (OOD)  
**Mid-Fall 2021**
- Applicants with *approved projects* that require newly available year(s) of Case Mix Data (e.g., FY 19) should submit to CHIA a completed Exhibit B (*Certificate of Continued Need and Compliance*) of the Data Use Agreement. After submitting a completed Exhibit B you will receive an invoice (if applicable) for the requested data. Upon payment of the invoice the order for the data will be placed.



# Data Release and Application Updates

---

Due to Governor Baker's emergency actions to limit the spread of COVID-19 CHIA's workforce will be remote, for now. This arrangement will limit CHIA's ability to produce and deliver data extracts. At this time, CHIA is releasing data and providing extracts to requestors.

During this time, CHIA will continue to accept and review data applications for both Case Mix and All-Payer Claims Database (MA APCD) datasets. Review committees, DRC and DPC, will continue their meetings remotely as necessary.

Due to CHIA's physical office being closed, applications will be accepted without a fee. After receipt of the application, CHIA will issue an invoice which will allow applicants to remit payment online.

If you are a Data User that has a CHIA hard drive in your possession, please keep the hard drive at this time while CHIA's physical office is closed.

# Website Release Updates

---

- Updates on the production of APCD and Case Mix databases and status of data requests are now posted to CHIA's website!
  - **Aim #1** is to provide weekly or bi-weekly status update on CHIA data products as they are in development.
  - **Aim #2** is to provide applicants with information about expected fulfillment status for individual data requests.
  - Request IDs will be communicated to Data Requestors via email.
- Please visit <http://www.chiamass.gov/status-of-data-requests/> to see the current status of releases.

# APPLICATION REMINDERS

---

# Fee Waiver Request Reminders

---

1. If you're submitting a request for a fee waiver, remember to include the fee remittance form in your application package on IRBNet.
2. Remember to submit supporting documentation (if required).
3. If you're requesting a financial hardship waiver, remember to submit information detailing your project's financial situation (examples: project budget, grant funding, organizational / departmental funding). Also request to pay a specific price that you reasonably believe you're able to afford to contribute.
4. CHIA generally does not offer full financial hardship fee waivers. We expect all applicants to have made an attempt to find funding to cover the full cost of the data fees.
5. Fee waiver requests can take some time to process – especially financial hardship requests.



# USER QUESTIONS

---

Question: What fields in the MA APCD would I use to identify care provided in outpatient ambulatory surgery centers? Should I expect to see only ambulatory surgery centers in Massachusetts or also surrounding states? If I wanted to ensure that I had the location of all Massachusetts ambulatory surgery centers, would I need to include years prior 2016 drop in self-insured claims due to *Gobeille v Liberty Mutual Insurance Company*?

Answer: The medical claims file contains a field called **service provider taxonomy field (MC032)** in the release it is labeled "serviceproviderspecialty" where carriers report the standard taxonomy code for the provider associated with the service claim line. The CMS \* provider taxonomy coding indicates the ambulatory surgery center is code **'261QA1903X'**.

**Taxonomy Code for Ambulatory Surgery Centers**  
**261QA1903X**

In additional to code '261QA1903X', there are a few instances where carriers have entered a code '49' which is the CMS specialty code for ambulatory surgery center. These codes can be used to filter medical claims for care provided at ambulatory surgery centers. Provider numbers in the medical claims table include nine different fields. For those who request the provider table, the following six fields in the medical claims table can be linked to the provider table to obtain national provider identifiers and additional information on MC024 – the Service Provider, MC076 – the Billing Provider, MC112 – the Referring Provider, MC125 – the Attending Provider, MC134 – the Plan Rendering Provider, and MC135 – the Provider Location. For those who did not request the provider table, the medical claims limited data set table does contain dedicated National Provider Identifier (NPI) fields for three provider types that can be linked to the CMS registry to obtain the name of the ambulatory surgery center. Those three NPI fields in MA APCD medical claims limited data set are:

MC026	National Service Provider ID
MC077	National Billing Provider ID
MC242	Plan Rendering Nation Provider ID

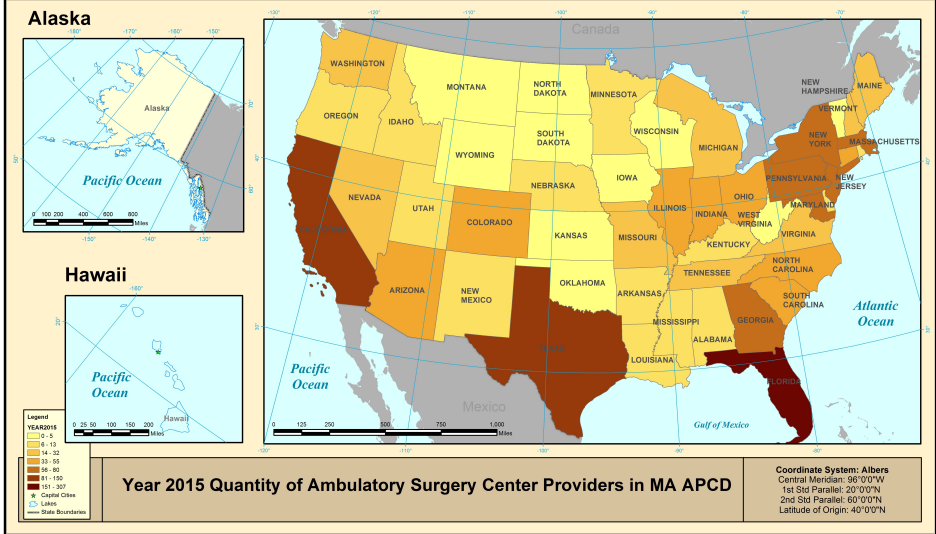
\*Source: National Uniform Claim Committee's Health Care Provider Taxonomy Code Set <https://x12.org/codes/provider-taxonomy-codes>

**Answer (continued):** While the highest volume of ambulatory surgery center medical claims representing the largest number of people are from ambulatory surgery centers located Massachusetts, the MA APCD nevertheless contains a certain number of ambulatory surgery center medical claims from every state in the U.S.

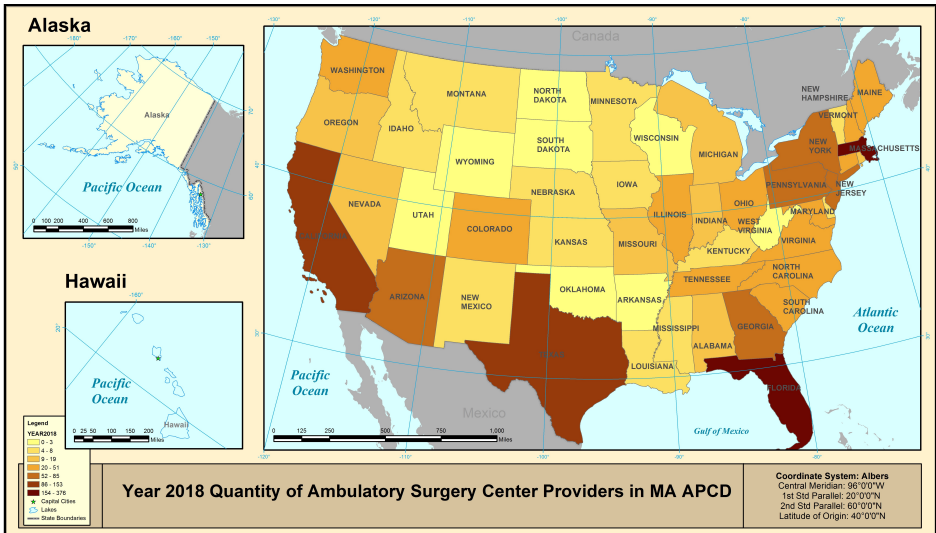
In 2015 and 2016, **Florida, California, and Texas** each individually surpassed Massachusetts in having a higher number of distinct providers with an ambulator surgery center in the MA APCD (defined by the taxonomy associated with unique service provider NPIs). See Figure 1 (Year 2015).

Even though there was a reduction in medical claims in 2016 due to *Gobeille v Liberty Mutual*, in 2017 and 2018, the overall number of ambulatory surgery center service providers in the MA APCD increased. The number of Massachusetts distinct NPIs with an ambulatory surgery center taxonomy in the MA APCD surpassed those of California and Texas in 2017, and then surpassed Florida in 2018. The number of ambulatory surgery center service providers in Massachusetts more than doubled from 2015 to 2018. Compare Figure 1 (Year 2015) to Figure 2 (Year 2018).

**Figure 1. Year 2015 Ambulatory Surgery Centers in MA APCD**



**Figure 2. Year 2018 Ambulatory Surgery Centers in MA APCD**



**Question:** I am confused by coding options for taxonomies and specialties.

The medical claims file contains one field labeled service provider specialty and the provider file contains one field for taxonomy and

**multiple specialty fields. What is the difference between these fields?**

**Answer:** The medical claims field labeled in the release as service provider specialty is in fact

MC032 Service Provider Taxonomy (where carriers report the National Uniform Claims Committee's (NUCC) taxonomy code <https://x12.org/codes/provider-taxonomy-codes>).

The NUCC defines the taxonomy code as a unique alphanumeric code, **ten characters in length**. The code set is structured into three distinct "Levels" including Provider Grouping, Classification, and Area of Specialization. The provider table likewise contains a taxonomy field, PV022, which uses the same NUCC taxonomy codes described above. In addition, the provider table has primary and secondary specialty fields (PV030, PV043, and PV044) where carriers report the CMS standard code, **two characters in length**, using the CMS specialty code set: <http://www.cms.gov/Regulations-and-Guidance/Guidance/Manuals/downloads/clm104c26.pdf>.

The CMS specialty code set has two groups for Physician Specialty Codes and Nonphysician Practitioner, Supplier, and Provider SpecialtyCodes. CMS has published crosswalks between their two-character specialty codes and NUCC's 10-character taxonomy codes. An example\* is shown below for Ambulatory Surgical Center coding crosswalk.



### EXAMPLE OF PROVIDER/SUPPLIER CMS SPECIALTY CODE TO HEALTHCARE PROVIDER NUCC TAXONOMY CROSSWALK

		152WV0400X	Eye and Vision Service Providers/Optometrists, Vision Therapy
42	Certified Nurse Midwife	367A00000X	Physician Assistants & Advanced Practice Nursing Providers/Midwife, Certified Nurse
43	Certified Registered Nurse Anesthetist (CRNA)	367500000X	Physician Assistants & Advanced Practice Nursing Providers/Nurse Anesthetist, Certified
44	Physician/Infectious Disease	207RI0200X	Allopathic & Osteopathic Physicians/Internal Medicine, Infectious Disease
45	Mammography Center	261QR0208X 261QR0207X	Ambulatory Health Care Facilities/Clinic-Center, Radiology, Mammography Ambulatory Health Care Facilities/Clinic-Center, Radiology, Mobile Mammography
46	Physician/Endocrinology	207RE0101X	Allopathic & Osteopathic Physicians/Internal Medicine, Endocrinology, Diabetes &
47	Independent Diagnostic Testing Facility (IDTF)	293D00000X	Laboratories/Physiological Laboratory
48	Podiatry	213E00000X 213ES0103X 213ES0131X 213EG0000X 213EP1101X 213EP0504X 213ER0200X 213ES0000X	Podiatric Medicine & Surgery Service Providers/Podiatrist Podiatric Medicine & Surgery Service Providers/Podiatrist, Foot & Ankle Surgery Podiatric Medicine & Surgery Service Providers/Podiatrist, Foot Surgery Podiatric Medicine & Surgery Service Providers/Podiatrist, General Practice Podiatric Medicine & Surgery Service Providers/Podiatrist, Primary Podiatric Medi Podiatric Medicine & Surgery Service Providers/Podiatrist, Public Medicine Podiatric Medicine & Surgery Service Providers/Podiatrist, Radiology Podiatric Medicine & Surgery Service Providers/Podiatrist, Sports Medicine
49	Ambulatory Surgical Center	261QA1903X	Ambulatory Health Care Facilities/Clinic-Center, Ambulatory Surgical
50	Nurse Practitioner	363L00000X 363LA2100X	Physician Assistants & Advanced Practice Nursing Providers/Nurse Practitioner Physician Assistants & Advanced Practice Nursing Providers/Nurse Practitioner, A

\*Source: <https://www.cms.gov/medicare/provider-enrollment-and-certification/medicareprovidersupenroll/downloads/taxonomycrosswalk.pdf>

**Question:** The CHIA case mix data contains data from all the of the acute care hospitals in Massachusetts. Do both the CHIA case mix data and MA APCD contain data from all of the trauma centers verified by the American College of Surgeons?

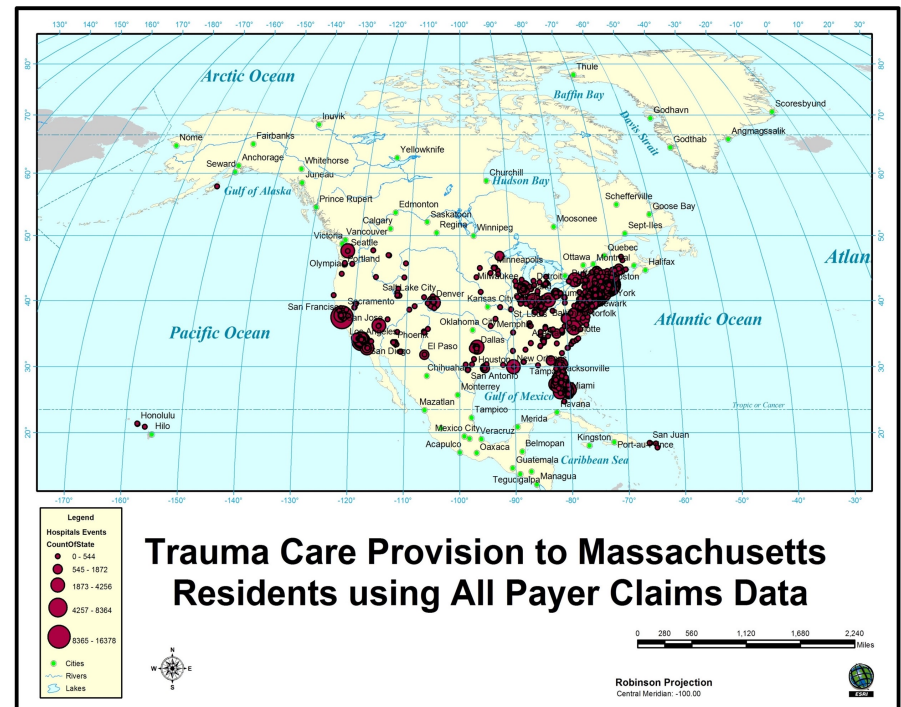
**TRAUMA CENTERS**

**Answer:** Both the case mix data and MA APCD contain data from all Massachusetts trauma centers verified by the American College of Surgeons (ACS), **see Table 1 below**. However, the MA APCD contains data from trauma centers that extend beyond the Massachusetts political boundaries, **see Figure 1 below**. An initial release of the MA APCD was used by MDPH commercial health plan beneficiaries seeking trauma care over a 2-year period for 229,557 episodes of care needed by 91,477 MA residents analyzed for out of state inpatient trauma care seeking patterns. Investigators found that MA residents receiving care out of state constituted 9% of the patient sample with 50% of care provided in New England (NE) states bordering MA in order of the following MA patient volume ranking: RI, NH, CT, NY, ME, and VT. NE patients had increased odds of care destination through referral. Florida and Texas rank as the highest volume non-NE region sites of care. Clinically, NE patients had a higher rate of care sought for open fracture of base of skull with subarachnoid, subdural, and extradural hemorrhage, with loss of consciousness of unspecified duration than non-MA care seekers outside of the NE region.

**Table 1. Massachusetts ACS Verified Trauma Centers (as of 5/25/2021)**

Trauma Center	Adult Level	Pediatric Level
Massachusetts General Hospital	I	I
Tufts Medical Center	I	I
UMASS Memorial Medical Center	I	I
Boston Children's Hospital		I
Baystate Medical Center	I	II
Boston Medical Center	I	II
Brigham and Women's Hospital	I	
Lahey Hospital and Medical Center	I	
Beth Israel Deaconess Medical Center	I	
South Shore Hospital	II	
Anna Jaques Hospital	III	
Berkshire Medical Center	III	
Beverly Hospital	III	
Lawrence General Hospital	III	
Lowell General Hospital	III	
North Shore Medical Center Salem Hospital	III	
Steward Good Samaritan Medical Center	III	

**Figure 1. Trauma Centers in the MA APCD extend beyond MA boundaries\***



# Where can I find past User Workgroup Presentations?

- <http://www.chiamass.gov/ma-apcd-and-case-mix-user-workgroup-information/>

## MA APCD / Case Mix Meeting Presentations

2019 Presentations	
2019 MA APCD Presentations	2019 Casemix Presentations
MAAPCD Tuesday, November 26, 2019 <ul style="list-style-type: none"><li>• <a href="#">Presentation (PDF)   Word</a></li></ul>	Please Note: The Case Mix Workgroup Meeting for December 2019 was cancelled.
MAAPCD Tuesday, September 24, 2019 <ul style="list-style-type: none"><li>• <a href="#">Presentation (PDF)   PPT</a></li></ul>	Case Mix Tuesday, October 22, 2019 <ul style="list-style-type: none"><li>• <a href="#">Presentation (PDF)   PPT</a></li></ul>
MAAPCD Tuesday, July 23, 2019 <ul style="list-style-type: none"><li>• <a href="#">Presentation (PDF)   PPT</a></li></ul>	Case Mix Tuesday, August 27, 2019 <ul style="list-style-type: none"><li>• <a href="#">Presentation (PDF)   PPT</a></li></ul>

# When is the next User Group meeting?

- The next User Group will meet Tuesday, June 22.

## MA APCD Workgroup

Tuesday,  
November 24, 2020 @ 3:00 p.m.

[Join a Meeting](#)

## Case Mix Workgroup

Tuesday,  
December 22, 2020 @ 3:00 p.m.

[Join a Meeting](#)

- <http://www.chiamass.gov/ma-apcd-and-case-mix-user-workgroup-information/>

# Resultant Research Using CHIA Data

- <https://www.chiamass.gov/resultant-research-using-chia-data>



[CHIA Data](#) » [Resultant Research Using CHIA Data](#)

## Resultant Research Using the MA APCD and CHIA's Case Mix Data

---

The table below contains a sample of external research publications using CHIA's MA APCD and Case Mix data (by year of publication). Case Mix specific research is highlighted in gray. If you have questions please email [apcd.data@state.ma.us](mailto:apcd.data@state.ma.us) and/or [casemix.data@state.ma.us](mailto:casemix.data@state.ma.us).



# Questions?

---

- Questions related to MA APCD:  
[apcd.data@state.ma.us](mailto:apcd.data@state.ma.us)
- Questions related to Case Mix:  
[casemix.data@state.ma.us](mailto:casemix.data@state.ma.us)

REMINDER: Please include your **IRBNet ID#**, if you currently have a project using CHIA data.

# Call for Topics and Presenters

---

- If there is a **TOPIC** that you would like to see discussed at an MA APCD or Case Mix workgroup in 2020, contact Amy Wyeth [amy.wyeth@state.ma.us]
- If you are interested in **PRESENTING** at a MA APCD or Case Mix workgroup in 2020, contact Amy Wyeth [amy.wyeth@state.ma.us]  
You can present remotely, or in-person at CHIA
- We may be reaching out to some data users with invitations to present, and hope you will consider this!