



MA Center for Health Information & Analysis

MA APCD User Workgroup

February 28, 2017

Agenda



- Announcements
- Overview of Admin Bulletin 16-13 (Updated APCD Fee Schedule)
- New Data Release Policies
- Overview of New/Revised Application Forms
- User Questions
- Q&A

MA APCD Release 5.0



- Application forms are posted on the APCD website:
<http://www.chiamass.gov/application-documents/>
- Data is ready for release now
- Release documentation (including full data specifications and release documentation) has been posted to the APCD website:
<http://www.chiamass.gov/ma-apcd/>

Release Documentation

Massachusetts All Payer Claims Database

The Massachusetts All Payer Claims Database (MA APCD) is the most comprehensive source of health claims data from public and private payers in Massachusetts. With information on the vast majority of Massachusetts residents, the MA APCD promotes transparency, and affords a deep understanding of the Massachusetts health care system.

CHIA's enabling statute allows for the collection of data from commercial payers, third party administrators and public programs (Medicare and MassHealth, Massachusetts' Medicaid program).

Please visit CHIA's [Regulations](#) page for more specific information.

These data sets come both from medical insurers and from specialty insurers and administrators of "carved-out" services including pharmacy, mental health/chemical dependency, dental, and vision.

It is used by health care providers, health plans, researchers, and others to address a wide variety of issues, including price variation, population health and quality measurement.


How is MA APCD unique?

While several states have All Payer Claims Databases, the MA APCD has a unique focus on the efficiencies to be achieved by having a single independent agency - as opposed to multiple state agencies - collect data from payers.

CHIA offers the additional benefit of having the infrastructure to work collaboratively with payers to improve data quality and completeness and having the specialized staff needed to normalize data across payers to support cross-payer analyses.

[Sign up to join the MA APCD / Case Mix User Group Mailing List](#)

MA APCD Overview Information	
<ul style="list-style-type: none">MA APCD OverviewMA APCD Non-Technical Overview (PPT)MA APCD Release Notes (R5.0)MA APCD Administrative Bulletin (R5.0)	
How employer participation in the MA APCD can curb health care costs	
Key Regulatory Issues Q&A after <i>Gobeille v. Liberty Mutual</i>	
Steps to Request the Data	
Government Requests	Non-Government Requests
MA APCD Release 5.0 Documentation	
Government	Non-Government (Limited Data Set-LDS)
<ul style="list-style-type: none">Documentation GuideData Specifications	<ul style="list-style-type: none">Documentation GuideData Specifications
MA APCD Documentation Archive	
User Support / Contact Us	
MA APCD / Case Mix User Workgroup	apcd.data@state.ma.us



Support for Old APCD Releases



- Due to the amount of IT resources necessary to store and maintain old APCD Releases (Release 3.0 and earlier), our ability to assist users with those datasets is limited
 - The data is no longer available, so we can't give you additional data from those datasets
 - If you're seeing confusing data, or want to confirm what you're seeing isn't an anomaly, our support team isn't able to go into the dataset and confirm what you're seeing is correct or not (unless it's a previously identified issue)

Administrative Bulletin 16-13



Update to the APCD Fee Schedule (effective 2/1/2017)

Key Changes:

- Definitions have been simplified / brought into line with the Case Mix Fee Schedule (also updated effective 2/1)
- Researchers are required to demonstrate that the funding source for their research does not cover the cost of the data to be eligible for a full or partial fee waiver.
- Resellers have been clearly defined and may only qualify for a partial fee waiver if they are nonprofits and can demonstrate their project, report or product is in beta stage and not generating any income.

Link: <http://www.chiamass.gov/assets/docs/g/chia-ab/16-13.pdf>

Revised Data Release Policy



Applicants can now request FUTURE YEARS OF DATA

- Initial project requires Data Privacy Committee and Data Release Committee review
- Additional years (up to 5 years) or release versions of data will be released *upon availability* and the Recipient's completion of a Certificate of Continued Need (Exhibit B of the revised DUA)
- No additional review required for these additional years of data
- Normal data fees still apply

Revised Data Release Policy



Applicants will now be able to request authorization to use the data they have received for one project for SUBSEQUENT PROJECTS

- Must complete new application for subsequent project – will require Data Privacy Committee and Data Release Committee review
- If approved, will not require a new extract – can begin using data already in possession immediately (upon execution/amendment of DUA)
- Normal data fees still apply

Revised Application Forms

Posted here: <http://www.chiamass.gov/application-documents>

Application Documents

APCD Fee Schedule

- [Administrative Bulletin 16-13 - Update to All-Payer Claims Database \("APCD"\) Fee Schedule \(PDF\) | Word \(Effective February 1, 2017\)](#)

Data Use Agreement for All Protect Health Information (PHI)

- [Data Use Agreement \(PDF\) | Word](#)



Data Management Plan for Use of CHIA Data

- [Data Management Plan \(PDF\) | Word](#)

Application Materials for Government Entities Requesting APCD Data:

- [APCD Request Form: Governmental Entity \(PDF\) | Word](#)
- [APCD Data Specification Workbook \(Excel\)](#)
- [Medicare Request Form \(Excel\)](#)
- [Medicaid Addendum to Data Use Agreement \(PDF\) | Word](#)
- [Medicare Addendum to Data Use Agreement \(PDF\) | Word](#)
- [Medicaid Acknowledgement of Conditions \(PDF\) | Word](#)



Application Materials for Non-Government Entities Requesting APCD Data:

- [Non-Government Request Form \(PDF\) | Word](#)
- [APCD Non-Government Data Element Specifications \(Excel\)](#)
- [Fee Remittance or Fee Waiver Request Form \(PDF\) | Word](#)
- [Non-Governmental Application for Re-Use APCD Data \(PDF\) | Word](#)
- [Medicaid Acknowledgement of Conditions \(PDF\) | Word](#)

NEW! [Summary of Changes to Data Release 2017 \(PDF\) | Word](#)

Which forms have changed?

- Revised Data Use Agreement:
<http://www.chiamass.gov/assets/Uploads/data-apps/Non-Government-Data-Use-Agreement.pdf>
 - ✓ One DUA for both Gov't and Non-Gov't applicants
- Revised Non-Gov't APCD Request Form:
<http://www.chiamass.gov/assets/Uploads/data-apps/Non-Government-APCD-Application.docx>
- NEW Application for Re-Use of APCD Data:
<http://www.chiamass.gov/assets/Uploads/data-apps/Non-Government-Re-Use-APCD-Application.docx>

Similar changes have been made to the Case Mix forms

Application Reminders



- Applicants should not use “de-identified” in their application in referring to the data received from CHIA. CHIA datasets are not de-identified as the term is defined by HIPAA.
 - Applicants have done this recently in their IRB reviews and research methodologies
- Make sure you are requesting ALL the data you need. We have received several amendment requests in the past couple months because applicants didn’t check the box(es) for data they needed for their project.



QUESTIONS?

Question: Why does my count of Distinct Member Link EIDs (MEIDs) exceed the Massachusetts 2010 Census Population of 6,547,629 and Massachusetts 2016 Census Estimate of 6,811,779?



Answer: An unfiltered count of distinct MEIDs for each in the Member Eligibility file averages 10 million records. However, when the data is filtered by Massachusetts residency (*standardized_memberstateorprovince = 'MA'*), eliminate beneficiaries who have died (*date of death is null*), limit to those who have medical coverage (*medicalcoverage = '1'*) with a clearly insurance product (*insurancetypecodeproduct <> ''*), and a geocoded address (*standardized_membercounty <> ''*) and who are under 65 (*memberage <65*), you will see a close alignment with the census population. The alignment improves after adjusting for the Census count of remaining uninsured population under age 65. The margin of percent difference between the Census County populations ranges from +3.8% to -5.7% (see Table below).

Comparison of Census 2010 County Population to APCD Member Eligibility Distinct MEIDs Age <65 Years with Select Filters											
COUNTY	Total Massachusetts 2010 Census Population	Census Population Age>=65	Census Population Age<65	APCD Year 2011	APCD Year 2012	APCD Year 2013	APCD Year 2014	APCD Year 2015	Percent Diff 2010 Census and APCD Year 2011	Census 2010 Percent Population Age<65 Uninsured	Percent Difference After Adjusting for Census 2010 Percent Age<65 Uninsured
Barnstable	215,888	53,879	162,009	171,728	174,589	172,787	173,871	174,594	6%	6%	0.0%
Berkshire	131,219	24,386	106,833	110,283	112,993	113,235	114,088	114,311	3%	3.9%	-0.7%
Bristol	548,285	77,879	470,406	470,063	480,034	480,061	487,554	494,269	0%	4.5%	-4.6%
Dukes	16,535	2,699	13,836	15,300	16,156	16,133	16,431	16,702	11%	9.9%	0.7%
Essex	743,159	105,083	638,076	680,365	700,462	700,727	713,432	721,717	7%	4.4%	2.2%
Franklin	71,372	10,878	60,494	62,967	65,619	65,460	66,596	66,845	4%	3.9%	0.2%
Hampden	463,490	65,745	397,745	424,230	434,563	440,508	448,160	454,183	7%	4.6%	2.1%
Hampshire	158,080	20,022	138,058	125,268	135,649	136,342	134,182	133,838	-9%	3.6%	-5.7%
Middlesex	1,503,085	197,015	1,306,070	1,360,781	1,406,270	1,405,090	1,432,748	1,447,816	4%	3.7%	0.5%
Nantucket	10,172	1,227	8,945	10,054	10,679	10,862	11,477	12,052	12%	8.6%	3.8%
Norfolk	670,850	97,304	573,546	604,694	617,916	618,943	628,638	633,948	5%	2.5%	2.9%
Plymouth	494,919	68,846	426,073	441,279	448,599	447,708	453,257	458,230	4%	3.8%	-0.2%
Suffolk	722,023	75,726	646,297	676,431	714,838	719,437	746,100	775,051	5%	5.4%	-0.7%
Worcester	798,552	102,035	696,517	724,426	741,668	739,089	747,572	750,556	4%	3.7%	0.3%
Population	6,547,629	902,724	5,644,905	5,877,869	6,060,035	6,066,382	6,174,106	6,254,112			

Question: Which organizations are with the Medicaid/ Health Safety Net Indicator and do they include Medicaid Managed Care Organizations?

Answer: Eleven organizations have the Medicaid/HSN indicator and they do include Medicaid Managed Care Organizations (see below).

APCD Release 5.0 Member Eligibility File Organizations with True in Medicaid/HSN Indicator Field

OrgID	OrganizationName	INSURANCE TYPE CODE PRODUCT
11541	Health Safety Net	Health Safety Net Trust Fund
3156	MassHealth	Medicaid
3505	Boston Medical Center HealthNet Plan	Medicaid
4962	Network Health	Medicaid
10920	Celticare of Massachusetts	Medicaid
296	Fallon Community Health Plan	Medicaid Managed Care Organization
301	Health New England, Inc.	Medicaid Managed Care Organization
3735	Neighborhood Health Plan	Medicaid Managed Care Organization
4962	Network Health	Medicaid Managed Care Organization
10920	Celticare of Massachusetts	Medicaid Managed Care Organization
12122	Fallon Total Care	Other
296	Fallon Community Health Plan	Senior Care Option
8647	Tufts Health Plan	Senior Care Option
9913	Senior Whole Health	Senior Care Option
10926	United Healthcare Insurance Company - Medicare Advantage	Senior Care Option

Question: Which Medical Claims Linking ID has the highest rate (Billing Provider or Service Provider) and what is the linkage rate of the ProductID ?

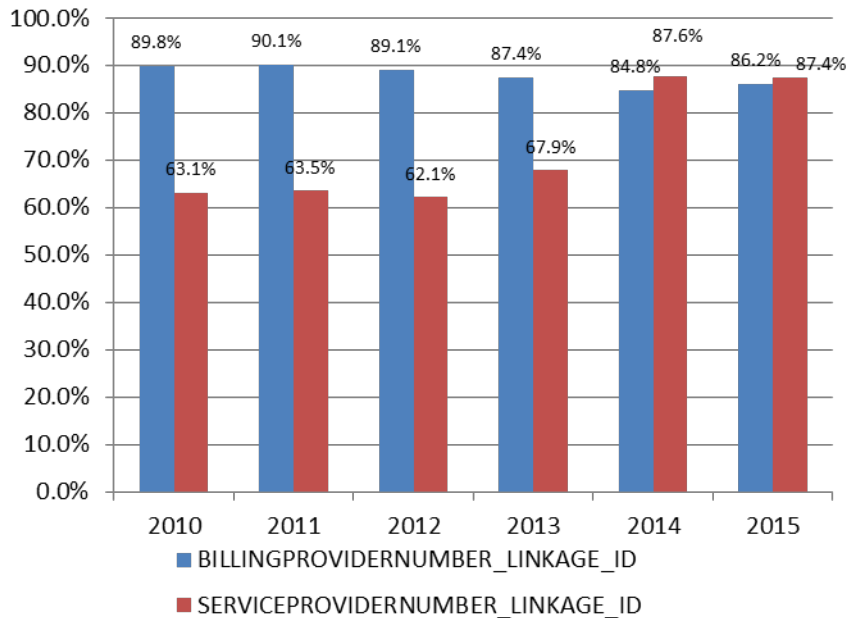
Answer: From 2010 to 2013 the Billing Provider had a higher linkage rate than the service provider. In 2014 the Service Provider linkage rate increased to over 85%. The Product ID has consistently had an over 90% linkage rate.

SERVICEPROVIDERNUMBER_LINKAGE_ID (MC Link to PV)

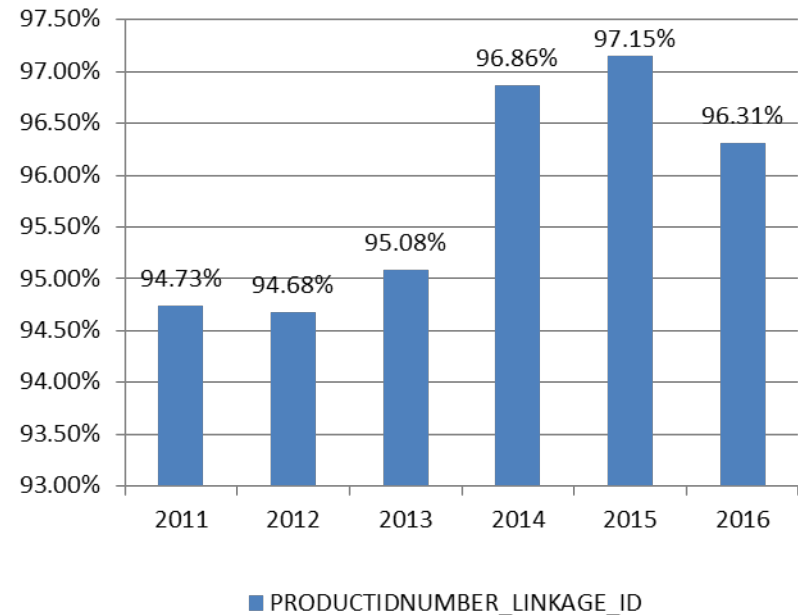
BILLINGPROVIDERNUMBER_LINKAGE_ID (MC link to PV)

PRODUCTIDNUMBER_LINKAGE_ID (MC link to PR)

BillingProviderNumber and ServiceProviderNumber Linkage Rate



ProductIDNumber Linkage Rate



Questions?



- Questions related to APCD:
(apcd.data@state.ma.us)
- Questions related to Case Mix:
(casemix.data@state.ma.us)

REMINDER: Please include your **IRBNet ID#**, if you currently have a project using CHIA data

Call for Topics and Presenters



If there is a **TOPIC** that you would like to see discussed at an MA APCD or Case Mix workgroup in 2017, contact Adam Tapply [adam.tapply@state.ma.us]

If you are interested in **PRESENTING** at an MA APCD or Case Mix workgroup in 2017, contact Adam Tapply [adam.tapply@state.ma.us]

You can present remotely from your own office, or in-person at CHIA.