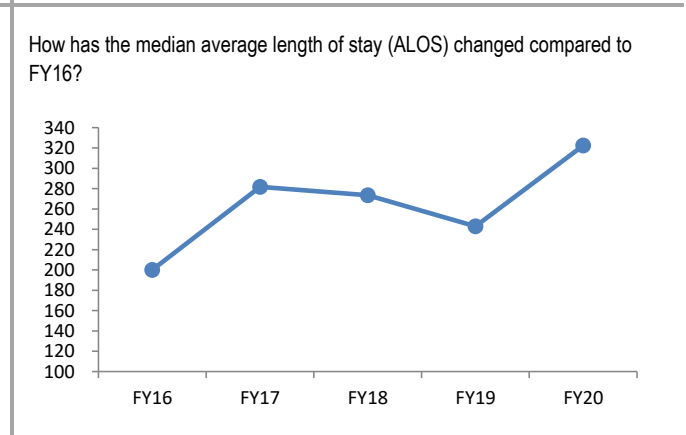
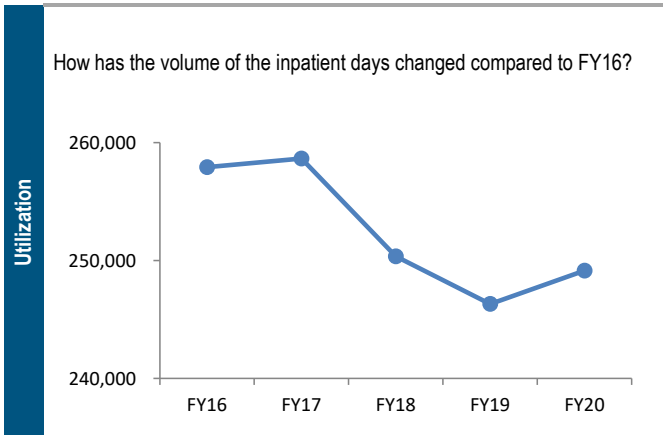
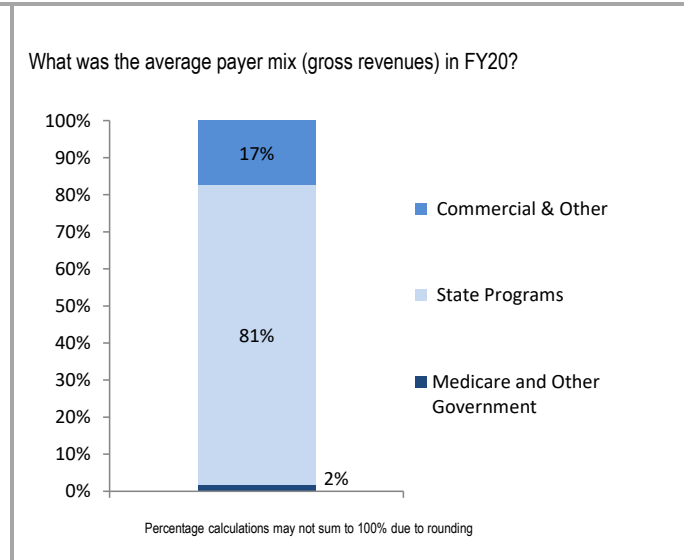
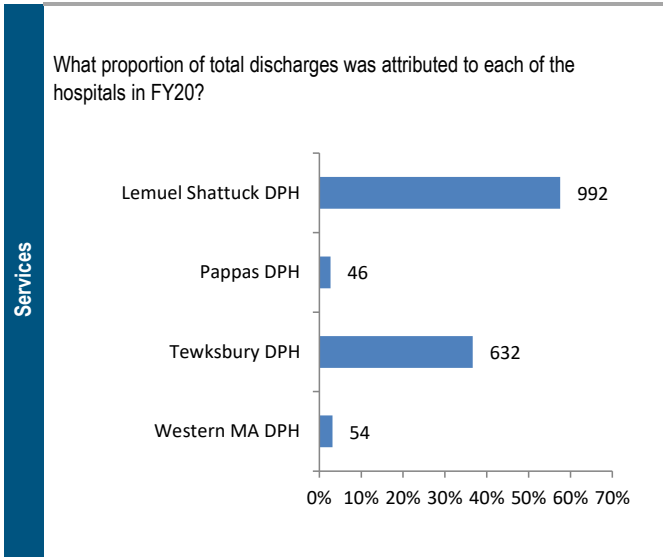


DEPARTMENT OF PUBLIC HEALTH HOSPITALS

2020 Hospital Profile

The Department of Public Health (DPH) operates four multi-specialty hospitals that provide acute and chronic care to those for whom community facilities are not available or access to health care is restricted. The department operates Lemuel Shattuck Hospital, Pappas Rehabilitation Hospital for Children, Tewksbury Hospital, and Western Mass Hospital. Lemuel Shattuck provides acute, subacute, and ambulatory care. Tewksbury Hospital provides both medical and psychiatric services to challenging adult patients with chronic conditions. The Pappas Rehabilitation Hospital for Children serves children with birth defects and severe physical disabilities, many of whom reside there. Western Massachusetts Hospital is a long term medical and specialty care hospital.

At a Glance	Hospitals in Cohort:	
	Lemuel Shattuck Hospital	
	Pappas Rehabilitation Hospital for Children	
	Tewksbury Hospital	
	Western Massachusetts Hospital	
	Total Staffed Beds:	Total Outpatient Visits
	798	16,912
	Median % Occupancy:	Median Average Length of Stay in Days
	83.1%	322.3
	Total Inpatient Days:	Average Public Payer Mix:
249,133	82.7%	
Total Inpatient Discharges:	Total Gross Patient Service Revenue:	
1,724	\$339 million	



For descriptions of the metrics, please see Technical Appendix.

Key: Cohort

DEPARTMENT OF PUBLIC HEALTH HOSPITALS

2020 Hospital Profile

Utilization Trends

Volume of Inpatient Days					
	FY16	FY17	FY18	FY19	FY20
Lemuel Shattuck DPH	82,271	83,115	79,567	76,342	78,757
Pappas DPH	21,849	21,336	19,953	20,114	20,695
Tewksbury DPH	125,147	126,256	124,386	122,992	123,116
Western MA DPH	28,642	27,942	26,445	26,861	26,565

Utilization Trends

Average Length of Stay (Days)					
	FY16	FY17	FY18	FY19	FY20
Lemuel Shattuck DPH	60.5	70.4	64.5	67.1	79.4
Pappas DPH	227.6	395.1	362.8	304.8	449.9
Tewksbury DPH	172.6	180.9	184.3	180.9	194.8
Western MA DPH	376.9	382.8	433.5	471.3	491.9

Utilization Trends

Volume of Outpatient Visits					
	FY16	FY17	FY18	FY19	FY20
Lemuel Shattuck DPH	21,512	22,726	15,939	14,303	16,912
Pappas DPH	1,016	0	0	0	0
Tewksbury DPH	0	0	0	0	0
Western MA DPH	0	0	0	0	0

Utilization Trends

Percentage of Occupancy					
	FY16	FY17	FY18	FY19	FY20
Lemuel Shattuck DPH	86.5	87.6	83.8	80.4	82.8
Pappas DPH	71.1	69.6	68.3	68.0	80.8
Tewksbury DPH	63.3	64.1	63.1	88.4	88.3
Western MA DPH	85.1	94.5	83.3	84.6	83.4

Utilization Trends

Total Staffed Beds					
	FY16	FY17	FY18	FY19	FY20
Lemuel Shattuck DPH	260	260	260	260	260
Pappas DPH	84	84	80	81	70
Tewksbury DPH	540	540	540	381	381
Western MA DPH	92	81	87	87	87

Patient Revenue Trends

Total Net Patient Service Revenue (Thousands)					
	FY16	FY17	FY18	FY19	FY20
Lemuel Shattuck DPH	\$67,688	\$69,328	\$72,776	\$68,415	\$72,606
Pappas DPH	\$24,290	\$23,841	\$23,797	\$26,311	\$29,129
Tewksbury DPH	\$76,960	\$79,595	\$85,081	\$88,895	\$97,650
Western MA DPH	\$24,537	\$24,429	\$24,880	\$28,105	\$28,812